



*Las Colonias del Alto Rio Bravo:*  
Baseline Conditions in Webb and El Paso Counties



Center for Housing and Urban Development  
Texas A&M University  
College Station, Texas



*Las Colonias del Alto Rio Bravo:*  
Baseline Conditions in Webb and El Paso Counties

by


George O. Rogers  
Roberto Gonzalez  
Richard D. DeBose  
Paul R. Johnston  
John Glaser

Center for Housing and Urban Development  
Texas A&M University  
College Station, Texas

August 1994

---

Note: "Rio Bravo" is the common term used amongst Mexico's residents to refer to the Rio Grande River.



**Table of Contents**

Abstract.....	iii
Executive Summary .....	iv
A. Introduction .....	1
B. Methods.....	2
1. Sampling Procedures .....	3
2. Response Rates .....	9
3. Sampling Error .....	11
C. Selected Findings .....	13
D. Summary and Implications .....	24
Appendix A	
Response Frequencies for Complete Questionnaire .....	25
1. General .....	25
2. Colonia Benefits .....	32
3. Colonia Problems .....	34
4. Human Services Use.....	36
5. Language.....	37
6. Health .....	41
7. Social Assimilation .....	50
8. Employment .....	51
9. Community Leadership .....	52
10. Social Network Nodes.....	53
11. Social Support.....	54
12. Decision Making / Influence .....	57
13. Place-specific Sense of Community.....	58
14. Identity/image .....	60
15. Skill Development.....	60
16. Education .....	65
17. Anomie/Alienation/Locus of Control .....	71
18. Time Budget.....	74
19. Demographics .....	80
Appendix B	
Spanish Translation of Questionnaire .....	87

## List of Tables and Figures

### Tables

1. Selected colonia communities and associated areas by household counts. .	4
2. Sampling frame of dwelling units for each colonia area.....	8
3. Sample disposition by colonia area.....	10
4. Sample characteristics by colonia area. ....	11

### Figures

1a. Geographic location of potential colonia communities for intervention — Webb County.....	6
1b. Geographic location of potential colonia communities for intervention — El Paso County. ....	6
2. Confidence interval widths (CIW) with and without finite population correction factors.....	12

### *Selected Findings (by colonia area)*

3. Reasons for choosing to live in the colonia. ....	14
4. Language spoken at home.....	15
5. Respondent's assessment of her/his language skill. ....	16
6. Sources of health care reported by residents. ....	17
7. Social assimilation indicators.....	18
8. Employment conditions.....	19
9. Primary occupation of main wage earner. ....	20
10. Social support for residents.....	21
11. Resident assessment of need for skill development classes by colonia area.....	22
12. Most important daily activities.....	23
13. Major Activities of Colonia Residents by Hour of the Day - El Cenizo colonia areas.....	76
- Montana Vista colonia areas.....	77
13. Minor Activities of Colonia Residents by Hour of the Day - El Cenizo colonia areas.....	78
- Montana Vista colonia areas.....	79

***Las Colonias del Alto Rio Bravo:***  
**Baseline Conditions in Webb and El Paso Counties**

by

George O. Rogers  
Roberto Gonzalez  
Richard DeBose  
Paul R. Johnston  
John Glaser

Center for Housing and Urban Development  
Texas A&M University

**Abstract**

This report is the first phase of an ongoing project to evaluate physical, organizational and policy efforts to improve living conditions in two Southwestern Texas colonias. The report focuses on two areas comprised of various colonias - El Cenizo in Webb County and Montana Vista in El Paso County. The first phase of the research seeks to establish a baseline of current social and economic data in two areas where intervention efforts are planned. This report summarizes baseline data collected through personal interviews with colonia residents. These interviews reflect existing conditions and service delivery levels in the target communities.

The second phase of the research will involve the assessment of current conditions for comparison with conditions after interventions are underway. This will consist of monitoring data that may become available, visiting key-informants, and re-interviewing residents after programs are initiated. The objective of the second phase of this research is to determine the extent of changes in: service delivery in the colonias, overall social welfare of the communities, and quality of living conditions. This paper summarizes these data in a preliminary documentation of existing conditions in the selected colonias.

***Las Colonias del Alto Rio Bravo:***  
**Baseline Conditions in Webb and El Paso Counties<sup>1</sup>**

by

George O. Rogers  
Roberto Gonzalez  
Richard DeBose  
Paul R. Johnston  
John Glaser

Center for Housing and Urban Development  
Texas A&M University

**Executive Summary**

The long-term objective of this study is to evaluate efforts to improve living conditions in the colonias. The first wave, or baseline data, of a panel design study is reported herein. This report presents the initial findings in raw univariate terms. This research is designed to assess conditions in the colonias prior to intervention. Over the course of the program we plan to re-evaluate conditions in the same households to determine the extent of change in living conditions in the selected communities. Community resource centers are currently being built in the two colonias studied herein: El Cenizo in Webb County and Montana Vista in El Paso County.

The selected findings on critical issues presented in this report are not intended to be comprehensive. Furthermore, these findings neither represent all of what these data address or all of the numerous problems facing colonia residents. These selected findings are, however, indicative of some of the major issues facing colonia residents. Many of the underlying issues associated with each graph are quite complex and require extensive discussion. These more extensive discussions will be the subjects of subsequent papers; however, because this is a summary report and for the sake of brevity, only bullet summaries of these findings are provided.

- Economic factors tend to dominate the reasons people choose to live in colonias. Lower cost of land and lack of affordable housing in nearby cities tend to be most frequently cited reasons for choice of residence in the colonias. Other frequently mentioned reasons for settling in the colonias include: overall quality of life in the colonias being better than where they used to live, freedom in terms of no one telling residents what they can and cannot do, and lower building costs associated with homes.
- While the colonias examined are predominantly Spanish speaking, a significant number of households speak both Spanish and English. Only relatively few households speak only English at home.



- Between 35% and 70% of colonia residents reported that they read, write, and speak English very poorly to not at all. In addition, 5% to 15% of respondents also reported that they read and write Spanish very poorly to not at all.
- Recognized health care professionals provide most health care to colonia residents. Moreover, United States providers of health care are mentioned more often than sources of health care in Mexico.
- Signs of institutional assimilation that are legally mandated, enforced through monetary fines, and logistically preeminent in that they are firmly grounded in daily activities (i.e., driver's license and vehicle registration) are relatively high; however, institutional connections that are more easily tied to legal residency, without compliance standards, let alone enforcement, and loosely tied to daily routines (i.e., voter registration and bank accounts) are relatively low.
- Employment problems are severe in the two colonias studied herein. While the proportion of households without adults working is high (20% to 40%), residents in these five areas also report that they tend to work 65% to 90% of full time and 60% to just over 75% of the year.
- Semi-skilled, service and construction occupations provide the principal work of the main wage earner in both communities. Agricultural work is a significant occupation among colonia residents in El Cenizo.
- Colonia residents are willing to help each other meet specific needs when they arise. These data indicate that the amount of social support is related to the nature of the community and the specific need.
- Only language skill classes are wanted by more than half of the colonia residents. About 4 out of ten respondents would like classes to develop household skills. Less than 3 in ten find skill development classes in emergency preparedness, parenting skills, job related skills, and driver's license training to be needed. Prenatal care, energy efficiency and emergency building techniques are least often found among those skill development classes needed.
- Activities associated with work and family, especially those directed at the children are viewed as most important in colonia life which is indicative of family pride and responsibility.

This interim report is designed primarily to establish baseline data from which to measure changes that might be associated with actions taken to improve living conditions in selected colonias. Even though these data are based solely on the two communities sampled and not the entire population of colonias, there are several preliminary patterns that seem to be reflected in the existing data.

The cultural heritage of the colonias is often subtly and sometimes dramatically unique. These data seem to suggest that colonia residents face many shared issues with residents of other colonias (e.g., language and culture, barriers to social institutions, lack of infrastructure, geographic, cultural and infrastructural isolation, and poverty). A strong shared cultural heritage and pride in family form a strong sense of community among colonia residents. Nevertheless, even with many important and significant similarities (i.e., culturally, structurally, geographically, politically, economically, and socially), each colonia is unique. For example, the degree of longevity, self-reliance and initiative vary among communities seeking an improved quality of life. In short, while both the nature of the communities and the problems they face share some commonalities, colonias also exhibit unique character.

These findings suggest that conventional solutions to extant problems in the colonias are likely to be less effective here than in other settings. This is not to say that conventional solutions cannot be adapted or modified to assist colonia residents, but rather that to be most effective, solutions should be flexible enough to accommodate existing colonia social systems. Moreover, uniform programs applied throughout the colonias are also less likely to succeed, because both the settings and the problems vary among colonias. Thus, flexible solutions tailored to specific needs and socio-cultural settings are most likely to result in meaningful resolution of extant problems.

One way to achieve an effective match between social programs and assessed needs in the colonias is to assure programs have an element of self-determination that guide the program in its entirety. This self-determination not only helps match the emphasis of a program to specific identified needs, but it also lets residents invest in their own future and take pride in helping to shape their community.

## **A. Introduction**

This study continues to provide initial documentation of the effects of public policy in south Texas colonias. Colonias are rural subdivisions with substandard infrastructure. These colonias tend to be located along the United States/Mexico border, and inhabited primarily by people of Hispanic descent; hence the Spanish term. Moreover, these areas are characterized by substandard housing, roads, water and sewage. This study was undertaken to provide baseline data so that the extent of impact associated with intervention can be assessed as the intervention comes to fruition. Hence, to best understand the essence of the study, the nature of the problem and the intervention must also be described.

Briefly put, the problem is conceived as being primarily one of isolation, which takes three distinct forms: geographic, institutional and cultural. First, colonias tend to be somewhat removed from typical urban services because they are often rural. The poor quality roads that often characterize these areas hampers transportation's ability to overcome this isolation. Second, the colonias tend to be isolated from the systems that can provide services to assist residents in improving their quality of life. Because colonia residents are often inexperienced, naive or unwittingly abused by the system of social services, they tend to be somewhat isolated from the system itself. Hence, when they do gain access to the system of social services they have little understanding of how to interact with the system effectively. Third, colonia residents are most frequently Hispanic, many speak only Spanish, and most come from a culture that is vastly different from an Anglo-middle-class culture. One important difference is the hesitancy to admit problems, which makes it difficult to identify and assess their needs. These kinds of barriers tend to perpetuate isolation, poverty, and a generally poor quality of life.

The Center for Housing and Urban Development at Texas A&M University is engaged in a program to improve the quality of life for the residents of the colonias in South Texas. The Center is currently in the process of building multi-purpose, community-based resource centers, which are conceived as a place to provide services. The concept is to provide a permanent building where service providers can go to provide residents a variety of services in a familiar, comfortable setting. This effort involves three primary tasks: (1) to build the centers, (2) to organize service providers interested in using the center (upon its completion), and (3) to engage residents in a self-empowering dialogue that helps determine which social services would be most appropriately offered at the community resource centers.

The purpose of this interim report is to provide a broad spectrum of preliminary data collected as baseline data for projects in two counties: Webb and El Paso. These data are presented without comment; they are not analyzed in this report. Moreover, they are not compared with other available data, in part for expediency in providing these data, and in part because the comparability of these data will have to be carefully analyzed to make such a comparison possible.

This report will review the research design and methods used to collect these baseline data. This will include a discussion of the sampling procedures, fieldwork, response rates, and estimated sampling error. Assuming that data collected after programs to improve conditions are underway have similar methodological character, the anticipated level of change able to be detected using these methods will be discussed. Finally, the univariate responses from the surveys will be presented in the order of the questionnaire. This does not constitute an in-depth analysis, but rather a simple descriptive reporting of the findings of these baseline data.

## **B. Methods**

Because the long-term objective of this study is the evaluation of efforts to improve the quality of life in the colonias, a panel design was initiated with the baseline data being reported herein. A panel design involves before-after observation of critical variables to assess the magnitude of potential changes. This research is designed to assess conditions in the colonias prior to intervention and, in additional phases of the program, re-evaluate conditions in the same households to determine the extent of change in living conditions in the selected communities.

In order to attribute any observed changes in living conditions to public policy or programs in the colonias, three conditions will have to be met: (1) a change will have to be observed, (2) alternative explanations for the change will have to be systematically eliminated, and (3) a relationship between interventions in the area and the change will have to be established. The first criteria can be established on the basis of a before-after design. By comparing data collected prior to the intervention with data collected after the intervention, significant changes can be observed. Significant changes will be identified that result in shifts beyond what would be expected by chance alone. Moreover, where impacts are anticipated as improving conditions, directional tests of significance will be conducted.

The second criteria can be established on the basis that similar changes have not occurred in similar colonias (e.g., in the Lower Rio Grande Valley) where no intervention has occurred (Rogers et al 1993). These comparison group communities provide direct evidence that relates the intervention to the impact. These data allow the evaluation to establish that a *prima facie* case of impact, rather than merely observed change. The case is substantially strengthened if alternative explanations are then individually examined and eliminated from consideration.

Finally, an observed change can only be considered an impact of the intervention if it can be reasonably associated with the activities of the intervention. Hence, if birth rates increase substantially, but cannot be theoretically linked to the activities of the intervention, impact is not established. But if other evidence, for instance, shows that participation in prenatal classes has increased, and women are more likely to carry a pregnancy to full-term because of improved health conditions, then an association between the change and the intervention activities begins to be established.

This study is being conducted at the household level. While it can be argued that quality of life is fundamentally an individual level concept, this research adopts the point of view that interventions conducted at the community level fundamentally impact households. Households respond as a unit to whatever the existing environment presents in their community. Indeed, many people respond to, or survive conditions as families, persevering whatever challenges life sets before them as a family. But family is a culturally defined concept, and there are important reasons to anticipate that colonia residents do not define their family as a nuclear family living in a single dwelling unit (e.g., residents tend to describe their families as extended families). In addition, once families are identified, they may be spread across wide, even vast geographical areas and political jurisdictions. Hence, the household was selected as the unit of analysis because it is universally definable, reasonably identifiable, and located with relative ease.

### **1. Sampling Procedures**

Because these areas are fundamentally rural in nature, an important methodological problem involves sampling. Perhaps the most important factor in attaining a representative sample is the sampling frame. Typically acceptable sampling frames are often not available for colonias. For example, resident's subscriptions to utility services such as, telephone, electricity and water and sewage services as well as voter registration records are often limited because of the isolation experienced in colonias. But when utility list are shown to represent all residents in an exhaustive manner they provide excellent sample frames. This section describes the sampling procedures used in conducting this baseline social survey in El Cenizo and the Montana Vista areas.

Evaluating a community-based effort to improve resident's quality of life, information must be based on people in those communities, rather than residents throughout the region, or even colonia residents throughout the region. The community-based multi-purpose resource centers were planned by the Center for Housing and Urban Development in selected areas. In the first year of the colonias program Cameron Park in Cameron County, and Progreso in Hidalgo County were targeted for community centers (Rogers et al. 1993)\*, and in the second year El Cenizo in Webb County and the Montana Vista area in El Paso County were targeted for community-based resource centers. Because multi-purpose centers are community-based, area-wide studies would be inappropriate in that they represent too many people that are unlikely to be effected by the actions taken.

---

\* Rogers et. al. 1993. Cinco Colonia Areas: Baseline Conditions in the Lower Rio Grande Valley. Center for Housing and Urban Development. Texas A&M University. College Station, Texas.

**Table 1. Selected colonia communities by household counts and associated areas.**

<u>County/Area Name</u>	<u>ID<sup>a</sup></u>	<u>Name</u>	<u>Distance</u>	<u>Housing Units</u>
Webb/El Cenizo	2400043	El Cenizo	0.0	920
El Paso/Montana Vista	710089	Deerfield Park <sup>b</sup>	1541.7	139
	710085	Desert Glen <sup>b</sup>	1447.5	26
	710105	Desert Meadows Estates <sup>bc</sup>	4771.6	32
	710092	Desert Oasis <sup>bc</sup>	3967	107
	710091	East Wind Estates	1376.2	15
	710093	Flamingo	3377.7	16
	710107	Hillcrest Estates <sup>b</sup>	3522.9	28
	710086	Homestead Homes <sup>b</sup>	897.0	68
	710087	Homestead Meadows	3396.9	160
	710088	Homestead Meadows South <sup>b</sup>	0.0	248
	710103	John Michael Estates	5376.2	8
	710083	Las Casitas	1060.3	61
	710110	Las Quintas	744.5	69
	710104	Montana East <sup>bc</sup>	4149.1	25
	710096	Montana Land Estates	3632.7	41
	710097	Montana Vista Estates	2630.5	4
	710099	Paso View	6933.1	77
	710084	Southwest Estates <sup>b</sup>	1385.2	34
	710135	Square Dance <sup>b</sup>	7476.5	200
	710111	Turf Estates <sup>bc</sup>	4213.2	135
	710108	Vista del Este <sup>b</sup>	5995.3	117
	710100	Vista de Lomas <sup>bc</sup>	1743.2	15
<b>Total in Montana Vista</b>				<b>1625</b>

- a ID number is the identification number assigned by the TWDB (1992).
- b Colonia sampled proportional to household counts and distance from proposed community resource center in Homestead Meadows South. A colonia is selected if  $R < (h/H) * (1 - (d/D)) + .5$ , where R is a random number between 0 and 1, h is the number of households in the colonia, H is the total number of households, d is the (direct) distance to colonia from the proposed center, and D is the maximum distance.
- c Four colonias were eliminated during field visits to establish sampling frame. (1) Desert Meadows Est. remained undeveloped in the May of 1993. (2) Desert Oasis was found to be a trailer park, predominantly for "snowbirds." (3) A plat for Montana East was found, but no households were developed at or near this site (i.e., Hope Ave. and Oleary Drive). (4) Turf Est. was found to be of a substantially different character, a relatively well established Anglo community remotely located to the proposed center. (5) Vista De Lomas was found to be more remote, isolated and geographically separate than anticipated.

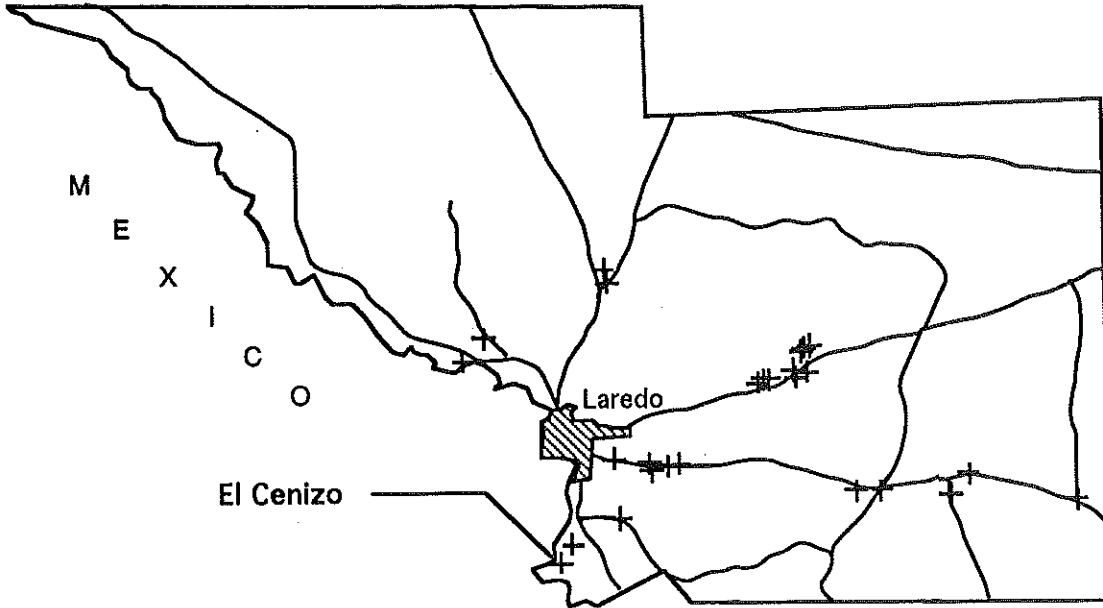
Source: Adopted from Water for Texas: Water and Wastewater in Texas Colonias. 1992. Planning Division, Texas Water Development Board. Austin.

Figures 1a and 1b show the geographical location of El Cenizo in Webb County and the Montana Vista area colonias in El Paso County, respectively.\* El Cenizo, a single incorporated colonia, is located approximately 12 miles south of the intersection of U.S. highway 83 and State highway 359 in Laredo and 4 miles west of the city of Rio Bravo along highway 83. The Rio Grande, or as some of the locals call it, *Rio Bravo*, forms the western boundary of El Cenizo. Hence, either by boat or wading Mexico is only a few hundred feet away, with the nearest bridge approximately 15 miles away in Laredo. The Montana Vista area is comprised of 20 colonias located approximately 10 miles east of El Paso in El Paso County. These developed areas, along both north and south of State Highway 62/180 lie approximately 14 miles east of the Interstate 10 exchange and 15 to 16 miles from the border with Mexico.

---

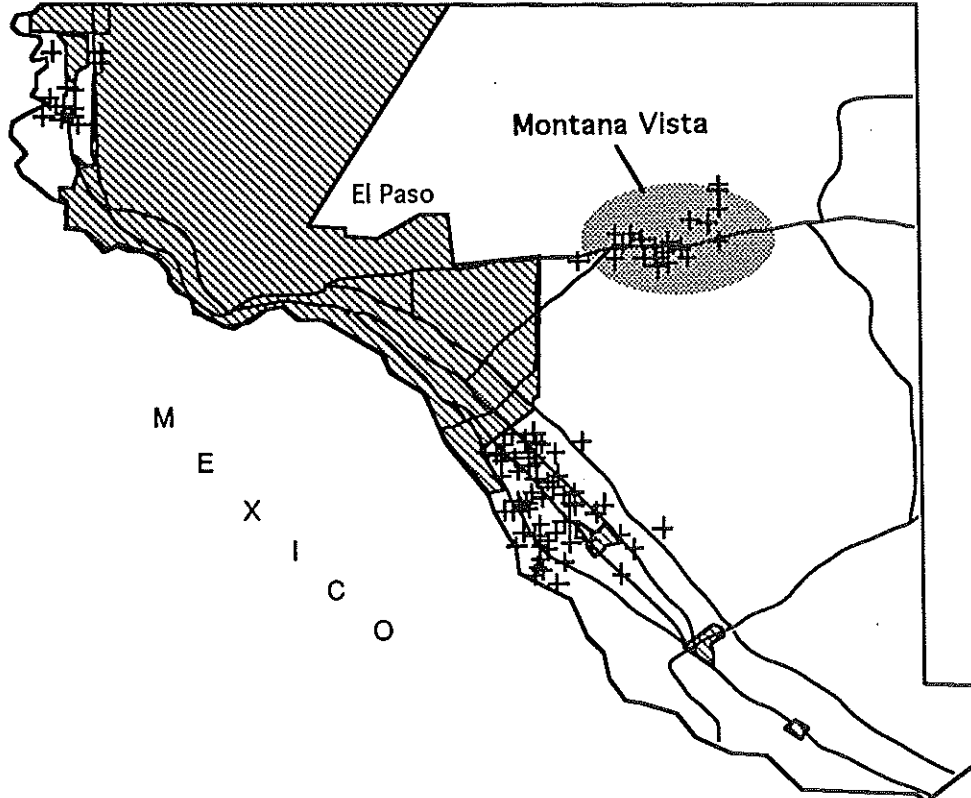
\* Colonia locations were obtained from: Water for Texas: Water and Wastewater in Texas Colonias, 1992. Planning Division, Texas Water Development Board. Austin.

Figure 1a. Geographic location of El Cenizo in Webb County.



Sources: U.S. Bureau of the census 1990 Tiger Files and Texas Water Development Board , 1992.

Figure 1b. Geographic location of Montana Vista Area in El Paso County.



Sources: U. S. Bureau of the Census 1990 TIGER files and Texas Water Development Board, 1992



A sampling frame was established for each area by first obtaining all available subdivision plats from appropriate local government and municipal authorities. In the recently incorporated El Cenizo, the Mayor generously provided the plat for the entire city, and a list of all residents by lot and block number. This list is the water authority's billing list for El Cenizo. In the Montana Vista area, the colonias presented in Table 2 were selected proportional to size and distance from the largest colonia (Homestead Meadows South). Because of its overall size and central location, Homestead Meadows South was presumed to maximize potential resident access to a community resource center. However, Homestead Meadows South may not be the ideal location for the community resource center, due to other reasons not examined herein (e.g., there may not be property available, there may not be an appropriate site). The eventual location of the community resource center is a matter to be decided with county officials, residents and service providers. Visits to the County Clerk's office, and the municipal water authority attained most of the available plats for selected colonias. For non-platted areas, a research team was sent to the area to draw detailed maps of each subdivision. These maps represent enough detail, scale and landmarks to allow interviewers to find the sampled household, and achieve a complete count of housing units in the area. The approximate age and household counts for each selected area are presented in Table 2.

Because of the relative homogeneity within each colonia, the lack of information regarding potential stratification items, and the potential for systematic bias associated with street locations, a simple random sample design was deemed most appropriate. Moreover, no advantages could be identified to using clustering sample designs over a simple random sample design within colonias (eg. fieldwork costs could not be significantly reduced.) A simple random sample of elements were selected prior to field work. Interviewers were sent to conduct an interview with specific households based on a list of randomly selected households. Interviewers were given detailed instructions to implement a random selection process, in those relatively rare cases where sampled elements were comprised of more than one household in more than one structure on a given single lot. These procedures were not used because the need did not arise in the El Cenizo or Montana Vista areas.

**Table 2. Sampling frame of dwelling units for El Cenizo and Montana Vista area.**

<u>Colonia</u>	<u>Housing Units<sup>a</sup></u>	<u>Dwelling Unit<sup>a</sup></u>	<u>Inception<sup>b</sup></u>
El Cenizo	920	419	1990
<b>Montana Vista area</b>	860	1021	
Cowlitz Estates (H.M.S. #2)	c	13	1981
Deerfield Park	139	164	1985
Deerfield Park # 2	c	26	1991
Desert Glen	26	35	1984
Hillcrest Estates	28	8	1957
Homestead Homes	68	66	1984
Homestead Meadow South # 3	c	22	1981
Homestead Meadows South # 1	c	27	1981
Homestead Meadows South # 2	c	43	1981
Homestead Meadows South # 5	248	231	1986
Mesa View Estates (H.M.S. #2)	c	9	1981
Mesquite Meadows (H.M.S. #2)	c	6	1981
Southwest Estates	34	21	1983
Southwest Estates # 3	c	47	1983
Square Dance	200	110	d
Tillicum Estates (H.M.S. #2)	c	12	1981
Vista Del Este	117	181	1990

- a Housing units from TWDB 1992, as presented in Table 1. Potential dwelling units included in sampling frame if (1) platted lots had observed buildings on them, (2) water company reported a water connection or service established or (3) dwelling units were mapped and counted during field visits to the area.
- b Inception is the date on the plat filed with the county.
- c Included in number of households reported for principle named colonia.
- d Neither the El Paso County Appraisal District nor the County Clerk's Office could confirm the origin or existence of this sub-division, even though TWDB and residents referred to the area as named area.

Source: Adopted from Water for Texas: Water and Wastewater in Texas Colonias. 1992. Planning Division, Texas Water Development Board. Austin.

## 2. Response Rates

The field work for the baseline data was completed in two field trips organized, launched and managed from the Center for Housing and Urban Development . The fieldwork was complete in two one-week periods: March 11-17, 1993, in El Cenizo, and May 17-25, 1993 in Montana Vista. All surveys were fully translated, to minimize interviewer bias. Only experienced interviewers were trained to take advantage of prior interviewing experience, and experience in colonia settings. \* Training of interviewers was conducted in Spanish to assure sufficient comprehension of the language to be able to conduct the interview in Spanish. Training consisted of a complete read-through, and role-playing. Role-playing as a respondent and as an interviewer also provided assurance that interviewers were fully conversant and could read the translated questionnaires.

Prior experience in the Lower Rio Grande Valley and research in the area suggested that a contact rate of 70% could be anticipated. Migrant farm work was not expected to be a serious problem in either of these locations. To achieve consistency with surveys conducted in the Lower Rio Grande Valley and guard against the potential of loss to migrancy interviewers treated potential migrant households in precisely the same manner they were treated in the previous studies (Rogers et al. 1993). That is, interviewers were instructed to consider a household as "migrant" if the home was (1) boarded up, but clearly occupied (e.g., contained furnishings, outside well kept), (2) neighbors confirmed migration, or (3) community informants confirmed migrancy. One migrant household was identified in the Cenizo survey, only.

Because response rates can only reflect the ratio of people interviewed to those with a chance to respond, they are calculated as the ratio of completed interviews to contacted respondents. The gross response rate is the number of completed interviews divided by the total number of sample elements. The raw response rates were 69.7% and 70.0% for Cenizo and Montana Vista, respectively. However, this does not account for people that were never given a chance to respond because they were not able to be contacted. Hence, the adjusted response rate is calculated as the number of completed interviews divided by the number of attempted interviews, which is the number of completed interviews plus people refusing to participate in the study, plus the people terminating the interview partially completed. Adjusted response rates of 97.2% in El Cenizo, and 93.3% in Montana Vista. A complete disposition of each sample by area is presented in Table 3.

---

\* The authors are grateful for the assistance of the Public Policy Institute at Texas A&M University in identifying and making available experienced bilingual interviewers for these intense fieldwork sessions.

---

**Table 3. Sample Disposition by Area**

<u>Disposition</u>	<u>El Cenizo</u>	<u>Montana Vista</u>
Total Sample	199	319
Not a residence	29	24
Ineligible <sup>a</sup>	25	55
Terminated	0	1
Migrant	1	0
Rate <sup>b</sup>	0.5%	0.0%
Refused	4	15
Rate <sup>b</sup>	2.0%	4.7%
Completed	140	224
Rate <sup>b</sup>	70.4%	70.0%
Response Rate <sup>c</sup>	97.2%	92.9%
Additional Cases		
Completed	2	1
Total N	142	225

a Respondent considered ineligible if no male or female head of household available for interview after three visits. In addition there was one respondent in Montana Vista considered impaired.

b Gross rates are calculated as the category /Total Sample.

c Adjusted response rate is calculated as Completed Interviews / (Completed interviews + Refusals + Terminates)

---

A field work supervisor revisited selected residences where a completed interview was conducted to verify that an interview had taken place. This also served to pre-test our re-contact procedures for future waves of the panel. During the fieldwork process it was discovered that in several areas interviews were inadvertently conducted with households not in the sample. These interviews were subsequently coded and added to the data because they represent additional data prior to intervention which may be added to provide a larger initial sample as a guard against attrition; however, they may be removed from any analysis should concerns arise.

### 3. Sampling Error

When estimating a population parameter from a sample with an unbiased estimating function using a representative sample, the sample estimate is usually incorrect due to sampling error. Sampling error is the amount of difference between the sample estimate of a parameter and the population parameter. Hence, sampling error is the amount of error introduced in estimating population parameters by sampling alone. The sampling error (*e*) is estimated as

$$e = 1/\sqrt{n} ,$$

where *n* is the sample size. The sampling error for the unadjusted samples in this study are 8.5% and 6.7% for El Cenizo and Montana Vista, respectively. The sampling error is presented in Table 4.

**Table 4. Sample Characteristics by Colonia Area**

	El Cenizo	Montana Vista
<b>From Sample</b>		
<i>n</i>	140	224
<i>e</i>	8.5%	6.7%
<i>f</i>	0.666	0.862
<b>With Additional Cases</b>		
<i>n</i>	142	225
<i>e</i>	8.4%	6.7%
<i>f</i>	0.666	0.861

Sample size (*n*), sample error (*e*) and finite population correction factor (*f*)

While this sampling error is relatively high for survey research, particularly for research whose aim is to precisely predict population parameters, these samples are of finite populations they should be adjusted to accommodate the relative sampling fraction. The finite population correction (*f*) is defined as

$$f = \sqrt{1-n/u},$$

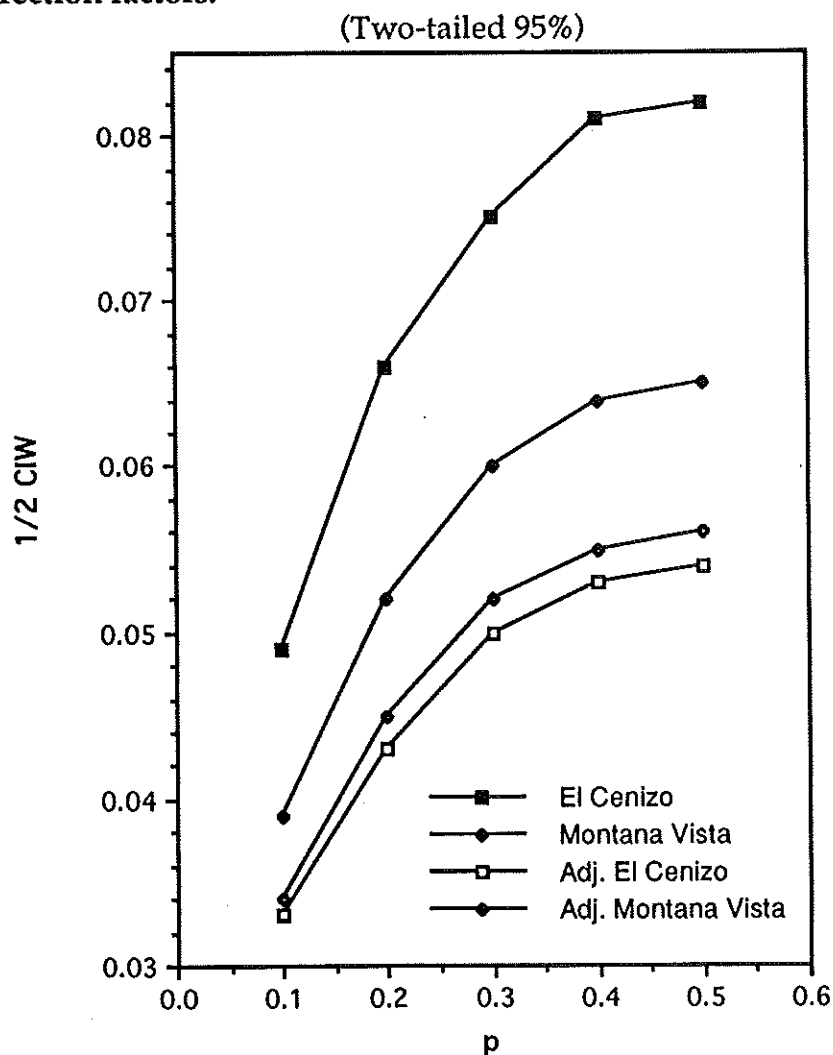
where *u* is population size and *n* is sample size. To adjust the standard error for finite populations it is multiplied by *f*, or

$$s_f = s \sqrt{1-n/u} = sf.$$

The unadjusted and adjusted confidence interval widths for binary variables of various selected proportions are presented in Figure 2 for each sample.

The confidence interval widths without finite population corrections (Figure 2) show the reported proportions have a 95% confidence interval ranging from  $\pm 5.0\%$  to  $8.3\%$  in El Cenizo, and to  $\pm 3.9$  to  $6.5\%$  in Montana Vista, depending on the proportion under consideration--increasing as  $p$  approaches  $.5$ . Meanwhile, confidence intervals adjusted by the finite population correction factor (Figure 2) range from  $\pm 3.3$  to  $5.5\%$  in El Cenizo, and  $\pm 3.4$  to  $5.6\%$  in Montana Vista, depending on the proportion under consideration--increasing as  $p$  approaches  $.5$ . The Montana Vista sample is improved least by the finite population factor, while the precision of the El Cenizo sample is improved the most. The improvement is more 3 times greater on average in El Cenizo than Montana Vista because the proportion of households sampled is greater.

Figure 2. Confidence interval widths (CIW) with and without finite population correction factors.



This analysis indicates that the analyst will be wrong 1 time in 20, if changes in proportions greater than 5.6% are attributed to chance. Changes in Montana Vista greater than 5.6% are unlikely (with 95% confidence) to be attributable to chance. Moreover, changes as small as 3.4% can be detected, if they occur in Montana Vista and the proportions of interest,  $p$ , are approximately .9 or .1. Changes of 5.4% or more will be detectable in El Cenizo, with the smallest detectable change being 3.3%, if  $p = .1$  or  $.9$ . Hence, on both ends of the distribution (either more rare or more predominant), the smaller the amount of change able to be detected. At one end of the distribution, as instances become more rare ( $p$  approaches 0) the smaller the observable change; and at the other end of the distribution, the more predominant the occurrence ( $p$  approaches 1) the smaller the amount of change able to be detected.

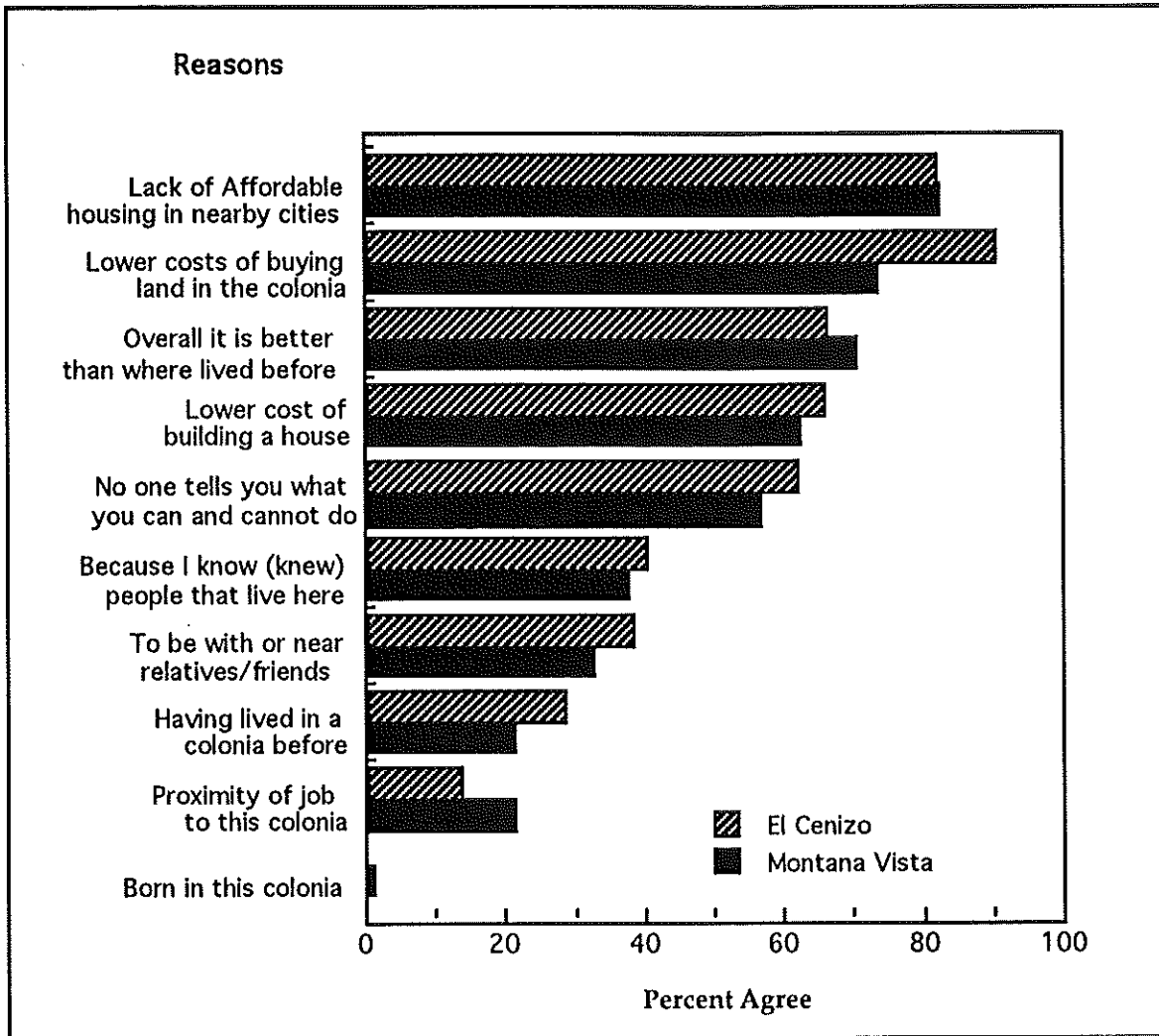
Hence, there are three reasons this study can use relatively small sample sizes;

1. the study is primarily interested in detecting patterns of change in a variety of questionnaire items, not single items;
2. many of the distributions of interest are not likely to be distributed equally but rather skewed in one direction or another; and
3. the samples are from finite populations, standard errors are corrected by the finite population correction factor, which makes it possible to detect even quite small changes under some circumstances.

### **C. Selected Findings**

The selected findings on critical issues presented in this report are not intended to be comprehensive. These findings neither represent all of what these data address or all of the numerous problems facing colonia residents. While these selected findings are not intended to be a comprehensive analysis of these data on colonia issues, they are indicative of some of the major issues facing colonia residents. Many of the underlying issues associated with each graph are quite complex and require extensive discussion. These more extensive discussions will be the subjects of subsequent papers; however, because this is a summary report and for the sake of brevity, only bullet summaries of these findings are provided.

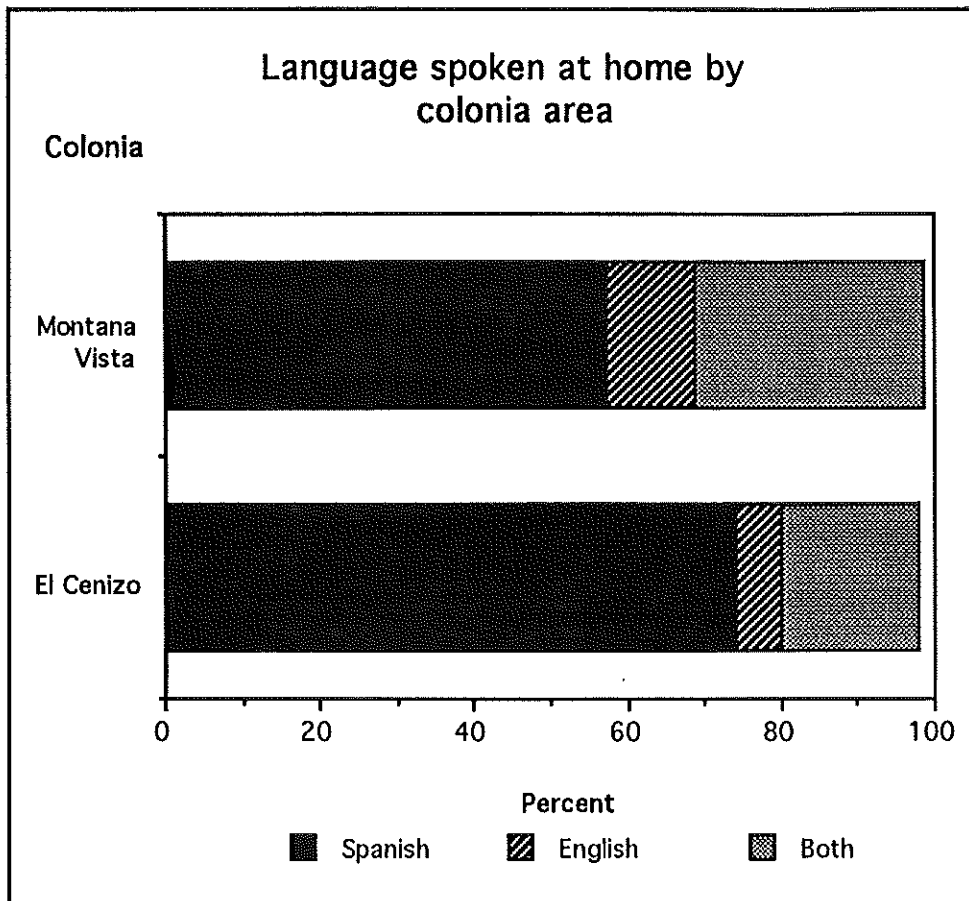
Figure 3. Reasons for choosing to live in the colonia.



- Economic factors tend to dominate the reasons people choose to live in colonias. Lower cost of land and lack of affordable housing in nearby cities tend to be most frequently cited reasons for choice of residence in the colonias. Other frequently mentioned reasons for settling in the colonias include: overall quality of life in the colonias being better than where they used to live, freedom in terms of no one telling residents what they can and cannot do, and lower building costs associated with homes.

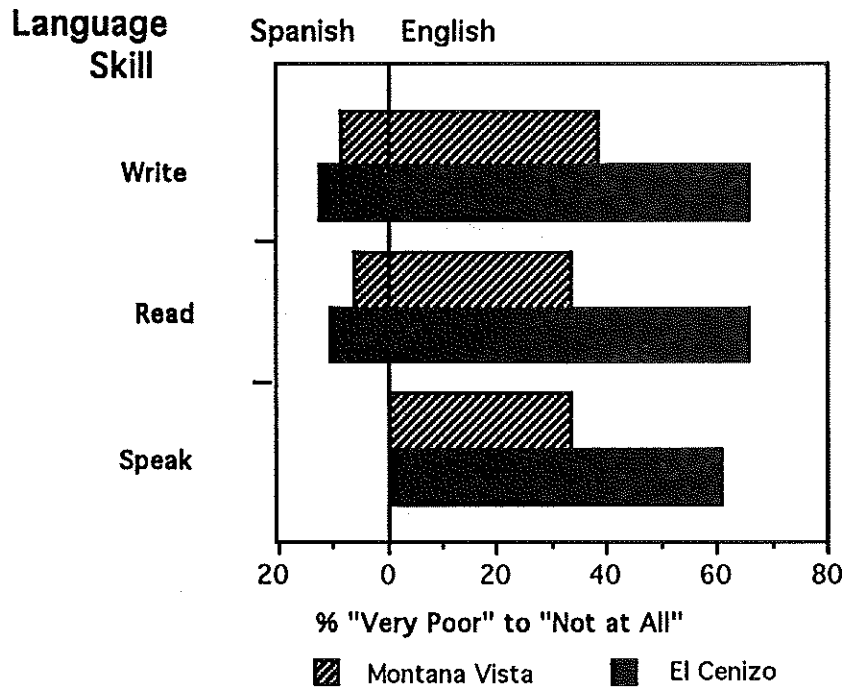


Figure 4. Language spoken at home by colonia area.



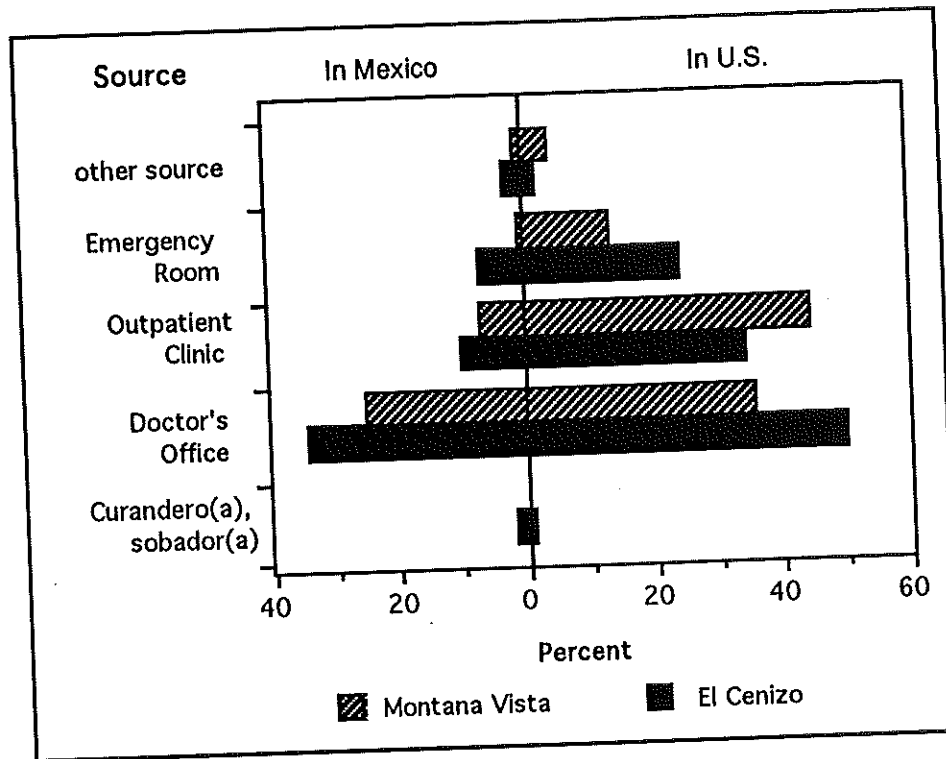
- While the colonias examined are predominantly Spanish speaking, a significant number of households speak both Spanish and English. Only relatively few households speak only English at home.

Figure 5. Respondent's assessment of her/his language skill



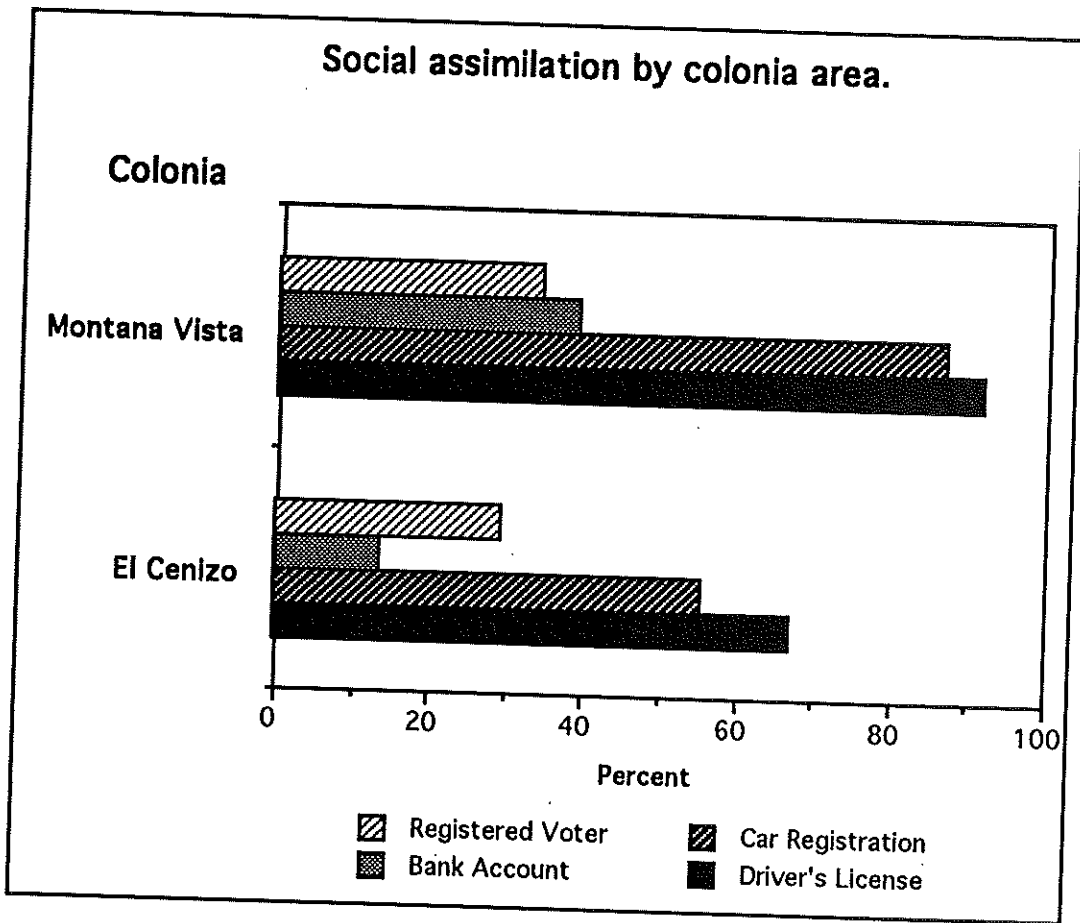
- Between 35% and 70% of colonia residents reported that they read, write, and speak English in categories ranging from very poorly to not at all. In addition, 5% to 15% of respondents also reported that they read and write Spanish very poorly to not at all.

Figure 6. Sources of health care reported by residents by colonia area.



- Recognized health care professionals provide most health care to colonia residents. Moreover, United States providers of health care are mentioned more often than sources of health care in Mexico.

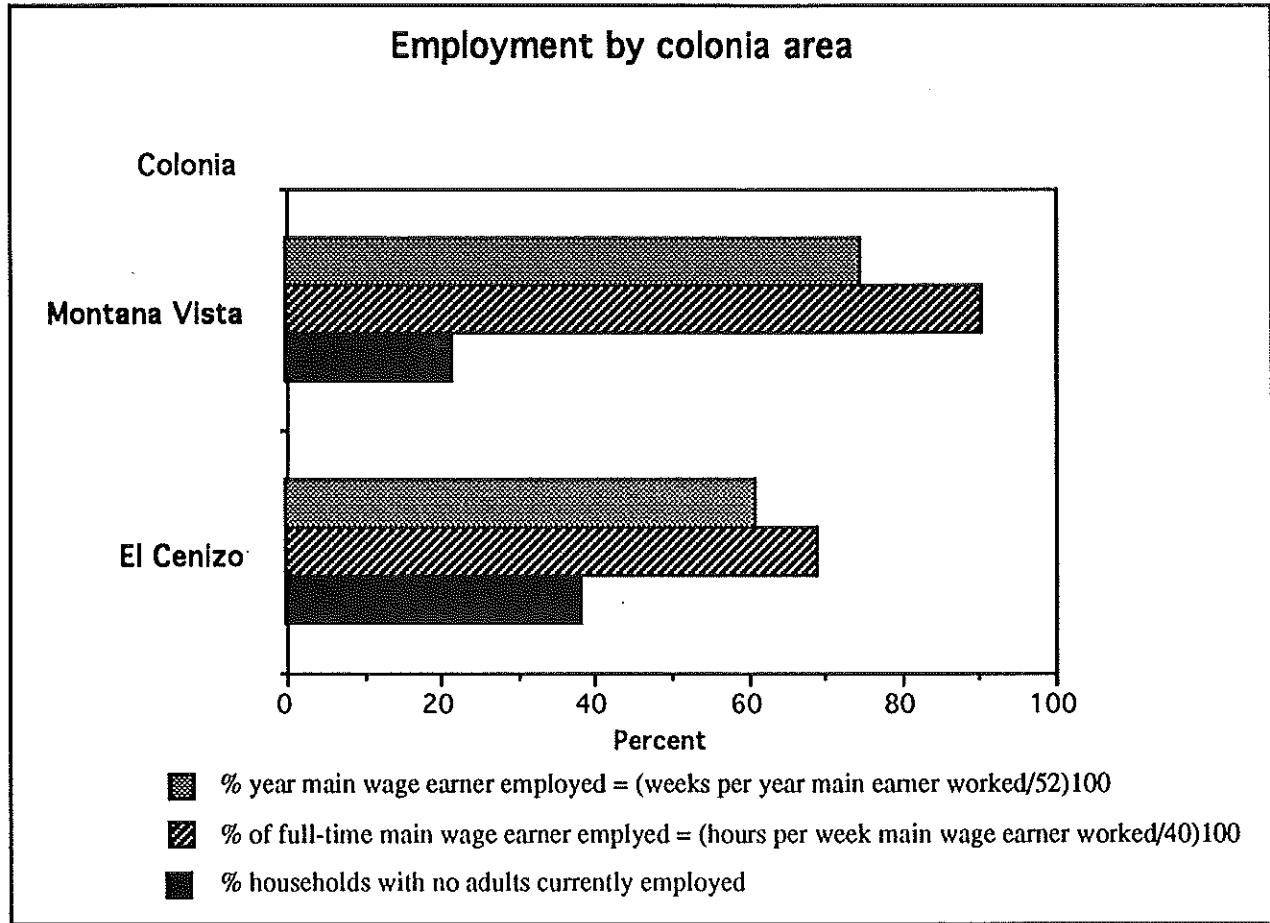
Figure 7. Social assimilation indicators by colonia area



Driver's license is having at least one person with a Texas Driver's License in the respondent's household; Car registration is having a vehicle registered in Texas; Bank account is having a bank account at a Texas Bank; Registered Voter is reported voter registration of adult respondent.

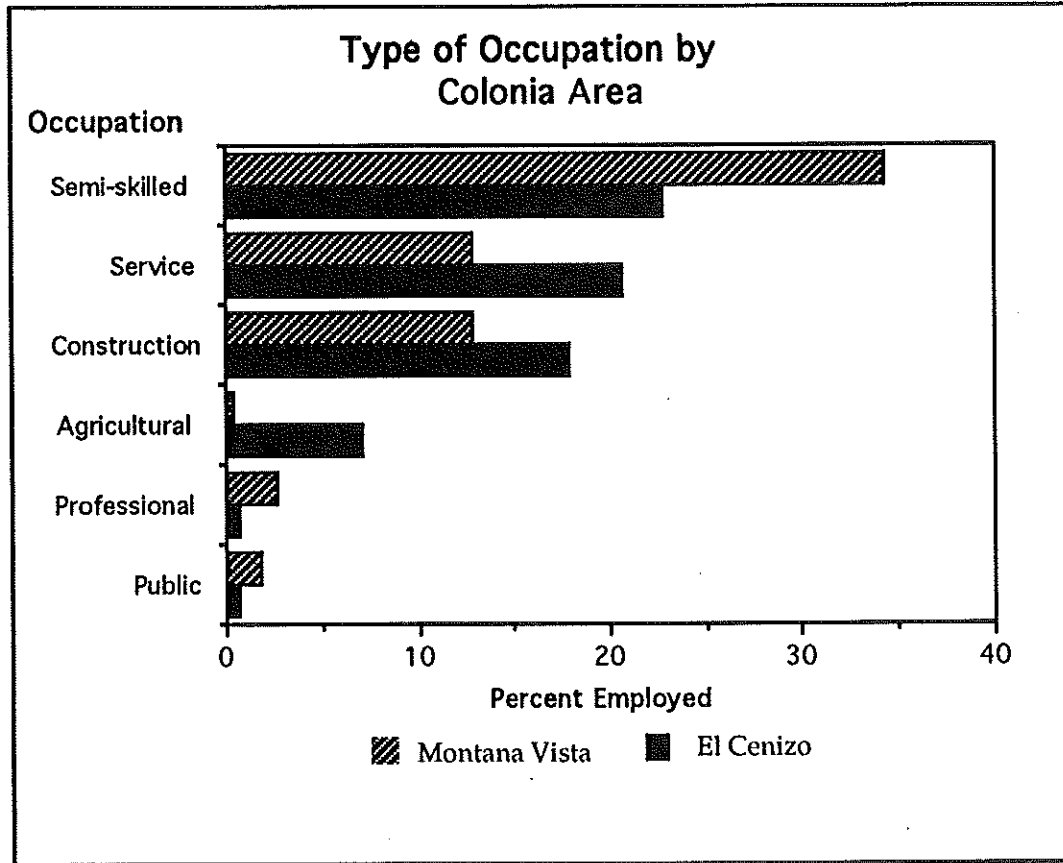
- Signs of institutional assimilation that are legally mandated, enforced through monetary fines, and logistically preeminent in that they are firmly grounded in daily activities (i.e., driver's license and vehicle registration) are relatively high; however, institutional connections that are more easily tied to legal residency, without compliance standards, let alone enforcement, and loosely tied to daily routines (i.e., voter registration and bank accounts) are relatively low.

Figure 8. Employment conditions by colonia area.



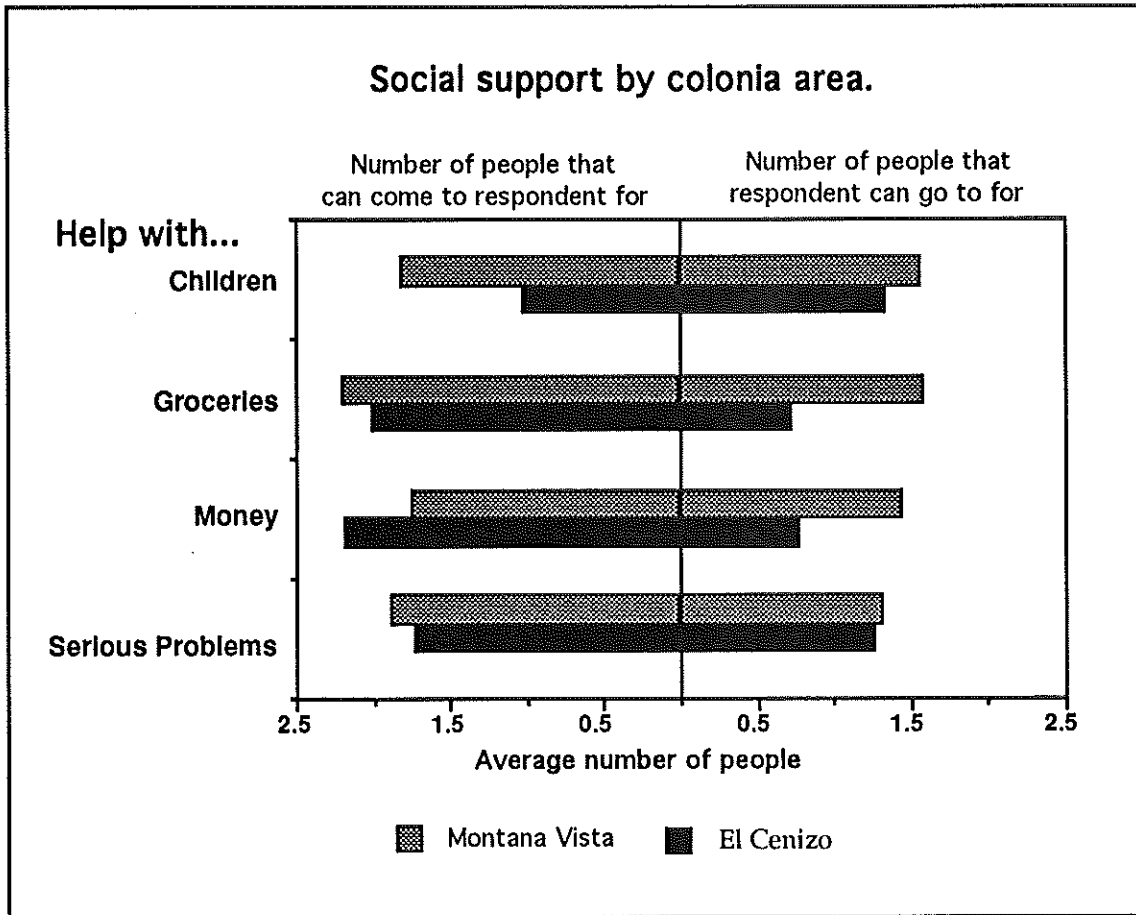
- Employment problems are severe in the two colonias studied herein. While the proportion of households without adults working is high (20% to 40%), residents in these five areas also report that they tend to work 65% to 90% full time and 60% to just over 75% of the year.

Figure 9. Primary occupation of main wage earner by colonia area.



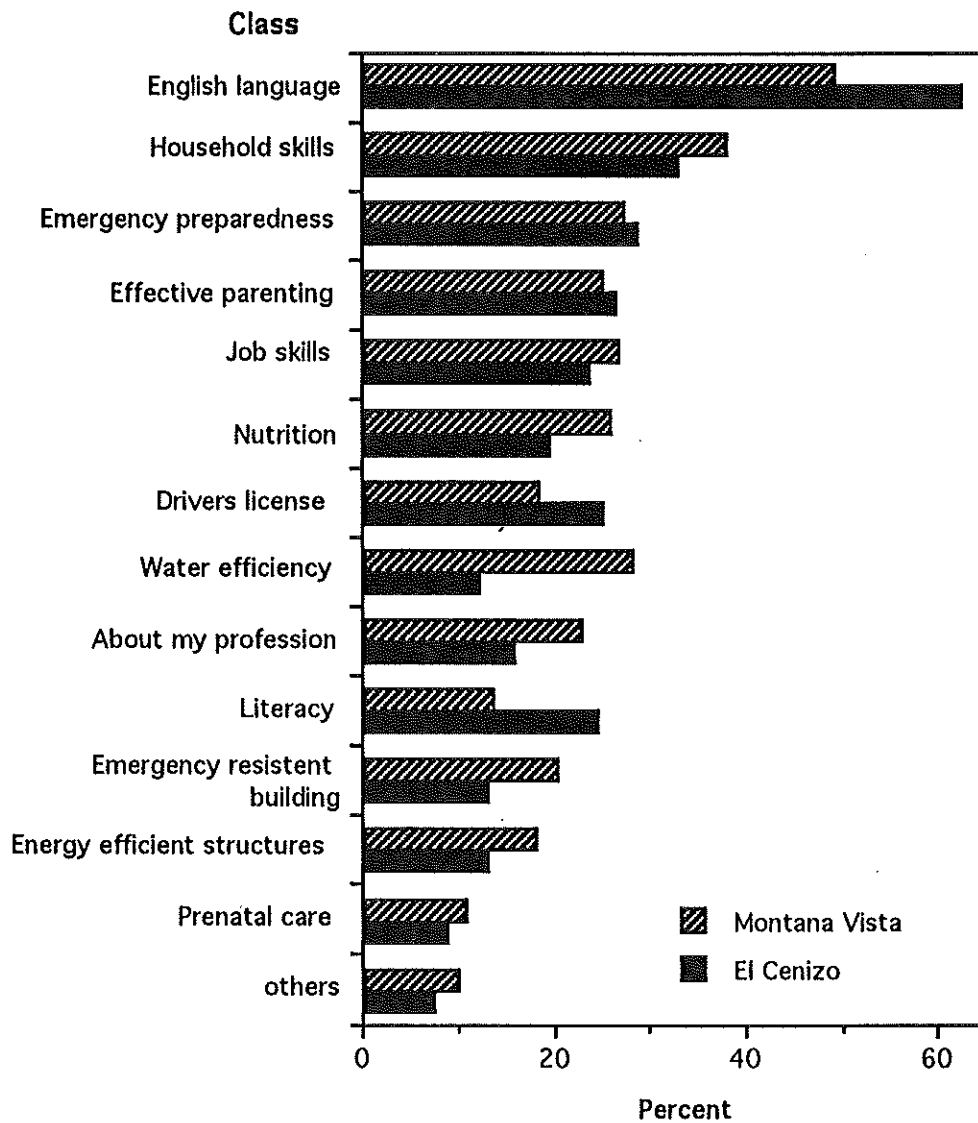
- Semi-skilled, service and construction occupations provide the principal work of the main wage earner. Agricultural work is a significant occupation among colonia residents in El Cenizo.

Figure 10. Social support for residents by colonia area.



- Colonia residents are willing to help each other meet specific needs when they arise. These data indicate that the amount of social support is related to the nature of the community and the specific need.

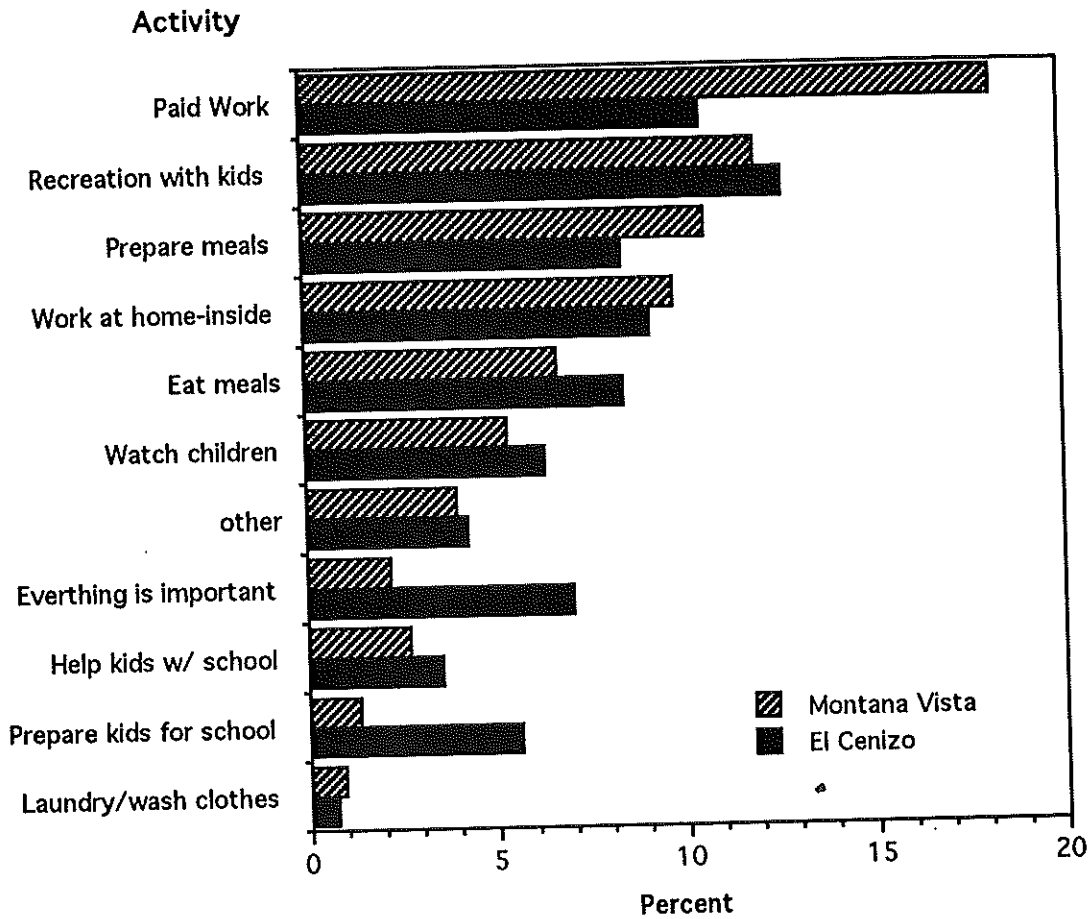
Figure 11. Resident assessment of need for skill development classes by colonia area.



- Only language skill classes are wanted by more than half of the colonia residents. About 4 out of ten respondents would like classes to develop household skills. Less than 3 in ten find skill development classes in emergency preparedness, parenting skills, job related skills, and driver's license training to be needed. Prenatal care, energy efficiency and emergency building techniques are least often found among those skill development classes needed.



Figure 12. Most important daily activities by colonia area.  
(10 or more responses for all areas combined)



- Activities associated with work and family are viewed as most important in colonia life which is indicative of family pride and responsibility.
- Importance of activities associated with care of family, specifically the children, suggests a strong sense of home.

#### **D. Summary and Implications**

This report is an interim report designed primarily to establish baseline data from which to measure changes that might be associated with intervention in selected colonias. Even though these data are based solely on the two communities sampled and not the entire population of colonias, there are several preliminary patterns that seem to be reflected in the existing data.

The cultural heritage of the colonias is often subtly and sometimes dramatically unique. These data seem to suggest that colonia residents face many shared issues with residents of other colonias (e.g., language and culture, barriers to social institutions, lack of infrastructure, geographic, cultural and infrastructural isolation, and poverty). A strongly shared cultural heritage and pride in family form a strong sense of community among colonia residents. Nevertheless, even with many important and significant similarities (i.e., culturally, structurally, geographically, politically, economically, and socially), each colonia is unique. In short, while both the nature of the communities and the problems they face share some commonalities, colonias also exhibit unique character.

These findings suggest that conventional solutions to extant problems in the colonias are likely to be less effective in colonia settings than in other settings. This is not to say that conventional solutions cannot be adapted or modified to assist colonia residents, but rather that to be most effective they should be flexible enough to accommodate existing colonia social systems. Moreover, uniform programs throughout the colonias are also less likely to be successful. Because both the settings and the problems vary among colonias, flexible solutions that can be tailored to specific needs and socio-cultural settings are most likely to result in meaningful resolution of extant problems.

One way to achieve an effective matching between social programs and assessed needs in the colonias is to assure programs have an element of self-determination that guide the program in its entirety. This self-determination not only helps match program emphases to specific identified needs, but it also lets residents invest in their own future and take pride in helping to shape their community.

Appendix A: Response Frequencies for Complete Questionnaire

**1. General**

G1. What are the best things about living here in this colonia? <record all responses given>

First Response	El Cenizo	Montana Vista	N
missing data code	0.00	1.33	3
1. None	19.72	11.56	54
2. Drainage/flooding	0.70	0.00	1
3. Roads/streets	0.70	0.00	1
4. Water	2.11	1.78	7
8. Building house	0.00	2.22	5
11. Self sufficient	2.82	0.44	5
12. Economic Benefits	19.72	4.44	38
14. Family is Close	0.70	0.00	1
15. Crime/Police	0.00	1.78	4
17. Safe/quiet/better	34.51	63.56	192
18. School nearby	0.70	5.33	13
24. Economic problems	0.70	0.00	1
28. Lights	0.70	0.00	1
31. Neighborly	2.11	1.33	6
36. Own Home/Lot	0.70	3.56	9
38. Bus service	0.70	0.00	1
40. Animal/pest problems	0.00	0.44	1
41. Language problems	0.70	0.00	1
42. Emergency services	0.70	0.00	1
43. Political represent	2.11	0.00	3
45. General social services	2.11	1.78	7
49. More/lots of people	0.70	0.00	1
96. Other	7.04	0.44	11
N	142	225	367

Second Response	El Cenizo	Montana Vista	N
missing data code	82.39	82.22	302
1. None	0.00	0.44	1
4. Water	0.70	0.00	1
8. Building house	0.00	0.44	1
11. Self sufficient	0.70	0.44	2
12. Economic Benefits	5.63	2.22	13
14. Family is Close	0.00	0.44	1
15. Crime/Police	0.00	4.00	9
17. Safe/quiet/better	6.34	6.67	24
18. School nearby	0.00	0.89	2
24. Economic Problems	0.70	0.00	1
36. Own Home/Lot	0.00	0.89	2
42. Emergency services	0.70	0.44	2
43. Political represent	0.70	0.00	1
45. General social services	0.00	0.44	1
96. Other	2.11	0.44	4
N	142	225	367

*Las Colonias del Alto Rio Bravo*

Third Response	El Cenizo	Montana Vista	N
missing data code	95.77	96.44	353
4. Water	0.70	0.00	1
5. Trash/garbage service	0.70	0.00	1
11. Self sufficient	0.00	0.44	1
12. Economic Benefits	0.70	0.00	1
17. Safe/quiet/better	0.70	1.33	4
18. School nearby	0.00	1.78	4
24. Economic problems	1.41	0.00	2
N	142	225	367

**G2. What are the most serious problems in your community? <record all responses given>**

First Response	El Cenizo	Montana Vista	N
missing data code	2.11	0.44	4
1. None	8.45	12.44	40
2. Drainage/flooding	0.70	0.00	1
3. Roads/streets	3.52	3.11	12
4. Water	0.70	31.11	71
5. Trash/garbage service	18.31	0.89	28
6. Electrical service	0.70	0.00	1
7. Sewage service	0.70	2.22	6
15. Crime/Police	16.90	8.44	43
17. Safe/quiet/better	0.00	1.78	4
22. Education	0.00	0.89	2
24. Economic problems	2.11	15.56	38
28. Lights	0.00	1.78	4
32. Transportation	3.52	6.67	20
38. Bus service	0.00	0.44	1
39. Recreational facility	0.70	1.78	5
40. Animal/pest problem	0.70	1.78	5
41. Language problems	0.00	0.44	1
42. Emergency services	34.51	3.11	56
44. Shopping	0.70	0.44	2
45. General social services	3.52	0.44	6
48. Gas service	0.00	4.44	10
51. Environmental	0.00	1.33	3
96. Other	2.11	0.44	4
N	142	225	367

*Las Colonias del Alto Rio Bravo*

Second Response	El Cenizo	Montana Vista	N
missing data code	61.97	64.44	233
1. None	0.00	0.44	1
3. Roads/Streets	2.11	3.56	11
4. Water	0.00	4.00	9
5. Trash/garbage service	11.27	0.89	18
7. Sewage service	0.00	1.78	4
15. Crime/Police	2.82	2.22	9
17. Safe/quiet/better	0.00	0.44	1
22. Education	0.00	1.78	4
24. Economic problems	0.00	5.33	12
28. Lights	0.00	2.22	5
32. Transportation	1.41	2.22	7
40. Animal/pest problems	0.00	0.89	2
42. Emergency services	20.42	4.89	40
44. Shopping	0.00	0.44	1
48. Gas service	0.00	2.67	6
51. Environmental	0.00	0.89	2
96. Other	0.00	0.89	2
<b>N</b>	<b>142</b>	<b>225</b>	<b>367</b>

Third Response	El Cenizo	Montana Vista	N
missing data code	85.21	86.22	315
3. Roads/Streets	0.70	1.33	4
4. Water	0.70	1.33	4
5. Trash/Garbage service	1.41	0.00	2
15. Crime/Police	0.70	0.89	3
24. Economic problems	0.70	2.67	7
28. Lights	0.00	0.44	1
32. Transportation	0.70	1.33	4
39. Recreational facility	0.00	2.22	5
40. Animal/pest problems	0.00	0.44	1
42. Emergency services	8.45	0.44	13
45. General social services	0.70	0.44	2
48. Gas service	0.00	1.33	3
49. More/lots of people	0.00	0.44	1
96. Other	0.70	0.44	2
<b>N</b>	<b>142</b>	<b>225</b>	<b>367</b>

*Las Colonias del Alto Rio Bravo*

**G3. What are the most serious problems in your family/household? <record all responses given>**

First Response	El Cenizo	Montana Vista	N
missing data code	2.11	1.33	6
1. None	50.00	56.44	198
2. Drainage/flooding	2.82	0.00	4
3. Roads/streets	0.00	0.44	1
4. Water	0.70	4.44	11
5. Trash/garbage service	0.70	0.00	1
6. Electrical service	0.70	0.00	1
7. Sewage service	0.70	0.89	3
8. Building house	2.11	0.44	4
13. Kids graduated/Univ.	0.00	0.44	1
15. Crime/Police	2.11	1.78	7
16. Apathy/unfriendly	0.00	0.44	1
17. Safe/quiet/better	0.00	0.44	1
21. Live in/citizen of U.S.	1.41	0.00	2
22. Education	4.93	2.22	12
24. Economic problems	9.86	13.78	45
25. Health problems	7.75	0.44	12
28. Lights	0.00	0.44	1
32. Transportation	3.52	4.44	15
34. Birth of child	3.52	0.44	6
37. House problems	0.70	0.00	1
40. Animal/pest problem	0.70	1.78	5
42. Emergency services	2.11	3.56	11
44. Shopping	0.00	1.33	3
45. General social services	1.41	0.89	4
48. Gas service	0.00	1.78	4
51. Environmental	0.00	0.89	2
96. Other	2.11	0.89	5
N	142	225	367

Second Response	El Cenizo	Montana Vista	N
missing data code	88.73	93.33	336
4. Water	0.70	0.89	3
5. Trash/garbage service	0.70	0.00	1
15. Crime/Police	0.70	0.00	1
22. Education	0.00	0.89	2
24. Economic problems	4.23	1.78	10
25. Health problems	1.41	0.44	3
32. Transportation	0.70	1.33	4
34. Birth of child	0.70	0.00	1
40. Animal/pest problems	0.00	0.44	1
42. Emergency service	1.41	0.44	3
45. General social services	0.70	0.00	1
48. Gas service	0.00	0.44	1
N	142	225	367

*Las Colonias del Alto Rio Bravo*

Third Response	El Cenizo	Montana Vista	N
missing data code	97.89	99.56	363
3. Roads/streets	0.00	0.44	1
4. Water	0.70	0.00	1
5. Trash/garbage service	0.70	0.00	1
24. Economic problems	0.70	0.00	1
N	142	225	367

**G4. When you look back over the past year, what are the best things that have happened to your colonia?**

First Response	El Cenizo	Montana Vista	N
missing data code	9.86	4.44	24
1. None	42.25	41.78	154
2. Drainage/Flooding	1.41	0.00	2
3. Roads/Streets	23.94	5.33	46
4. Water	0.70	2.67	7
5. Trash/garbage service	1.41	0.00	2
12. Economic benefits	0.70	1.33	4
15. Crime/Police	0.70	0.89	3
18. School nearby	3.52	10.22	28
28. Lights	0.00	0.89	2
39. Recreational facility	0.00	0.44	1
42. Emergency services	3.52	1.33	8
43. Political represent	2.11	1.33	6
44. Shopping	0.70	2.22	6
45. General social services	4.93	11.11	32
48. Gas service	0.00	8.44	19
49. More/lots of people	1.41	4.44	12
50. New churches/relig.	1.41	2.67	8
96. Other	1.41	0.44	3
N	142	225	367

Second Response	El Cenizo	Montana Vista	N
missing data code	91.55	88.44	329
1. None	0.70	0.00	1
3. Roads/streets	2.11	2.22	8
4. Water	0.00	1.78	4
5. Trash/garbage service	1.41	0.00	2
9. Telephone	0.70	0.00	1
18. School nearby	1.41	2.22	7
24. Economic problems	0.00	0.44	1
28. Lights	0.00	0.89	2
38. Bus service	1.41	0.00	2
44. Shopping	0.00	0.89	2
45. General social services	0.00	1.33	3
47. Cable TV	0.00	0.44	1
48. Gas service	0.00	0.44	1
49. More/lots of people	0.70	0.44	2
50. New churches/relig.	0.00	0.44	1
N	142	225	367

*Las Colonias del Alto Rio Bravo*

Third Response	El Cenizo	Montana Vista	N
missing data code	99.30	99.11	364
18. School nearby	0.00	0.44	1
38. Bus service	0.70	0.00	1
48. Gas service	0.00	0.44	1
N	142	225	367

**G5. Over the past year, what are the best things that have happened to your family?**

First Response	El Cenizo	Montana Vista	N
missing data code	8.45	6.67	27
1. None	35.21	44.00	149
3. Roads/Streets	0.00	0.44	1
4. Water	0.00	0.44	1
8. Building house	11.27	5.33	28
12. Economic benefits	0.00	1.78	4
13. Kids graduated/Univ.	4.93	5.33	19
14. Family is close	10.56	6.22	29
15. Crime/Police	0.00	0.89	2
17. Safe/quiet/better	2.82	2.22	9
18. School nearby	3.52	5.78	18
19. Work nearby	3.52	1.33	8
20. Family health	2.11	4.44	13
21. Live in/citizen of U.S.	0.70	0.00	1
33. Birth of child	7.04	3.11	17
36. Own home/lot	0.00	2.22	5
38. Bus service	0.70	0.00	1
39. Recreational facility	0.00	0.44	1
42. Emergency services	0.70	0.00	1
45. General social services	4.23	4.44	16
49. More/lots of people	0.00	0.89	2
50. New Churches/Relig.	1.41	1.33	5
96. Other	2.81	2.67	10
N	142	225	367

Second Response	El Cenizo	Montana Vista	N
missing data code	97.18	96.89	356
13. Kids graduated/Univ.	0.70	0.44	2
14. Family is close	0.00	0.44	1
15. Crime/Police	0.00	0.44	1
17. Safe/quiet/better	0.00	0.44	1
18. School nearby	0.70	0.00	1
19. Work nearby	0.00	0.44	1
20. Family health	1.41	0.00	2
36. Own home/lot	0.00	0.44	1
45. General social services	0.00	0.44	1
N	142	225	367



*Las Colonias del Alto Rio Bravo*

Third Response	El Cenizo	Montana Vista	N
missing data code	100.00	99.11	365
14. Family is close	0.00	0.44	1
18. School nearby	0.00	0.44	1
N	142	225	367

**G6. When you look back over the past year, what are the worst things that have happened to your colonia?**

First Response	El Cenizo	Montana Vista	N
missing data code	2.11	3.11	10
1. None	9.15	36.44	95
2. Drainage/flooding	2.82	0.00	4
3. Roads/streets	2.11	1.33	6
4. Water	0.00	13.33	30
5. Trash/garbage service	14.79	0.44	22
7. Sewage service	0.70	0.00	1
15. Crime/Police	20.42	16.89	67
16. Apathy/unfriendly	0.00	0.44	1
21. Live in/citizen of U.S.	0.00	0.44	1
22. Education	0.00	1.33	3
24. Economic problems	0.00	10.67	24
25. Health problems	0.70	1.78	5
27. Traffic/wrecks	0.00	4.44	10
28. Lights	0.70	0.44	2
32. Transportation	1.41	0.89	4
40. Animal/pest problem	0.70	2.22	6
42. Emergency services	39.44	1.78	60
43. Political represent	2.11	0.44	4
45. General social services	2.11	0.00	3
48. Gas service	0.00	0.89	2
49. More/lots of people	0.00	1.33	3
51. Environmental	0.00	1.33	3
96. Other	0.70	0.00	1
N	142	225	367

Second Response	El Cenizo	Montana Vista	N
missing data code	75.35	89.78	309
1. None	0.00	0.89	2
3. Roads/streets	2.82	0.00	4
4. Water	0.00	2.22	5
5. Trash/garbage service	4.23	0.00	6
15. Crime/Police	5.63	3.11	15
16. Apathy/unfriendly	0.70	0.00	1
24. Economic problems	0.00	0.44	1
25. Health problems	0.00	0.44	1
28. Lights	0.70	0.89	3
32. Transportation	0.00	0.44	1
42. Emergency services	9.86	1.78	18
43. Political represent	0.70	0.00	1
N	142	225	367

Third Response	El Cenizo	Montana Vista	N
missing data code	92.25	97.78	351
2. Drainage/flooding	0.70	0.00	1
4. Water	0.00	0.44	1
15. Crime/Police	2.11	0.44	4
32. Transportation	0.70	0.44	2
40. Animal/pest problem	0.70	0.44	2
42. Emergency services	3.52	0.44	6
N	142	225	367

## **2. Colonia Benefits**

We are very interested in your reasons for choosing to live here rather than someplace else. On this card are some scaled responses <hand respondent Card>. Which response best represents your feelings about each statement. For each of the following statements please tell me if you strongly agree, agree, disagree, or strongly disagree. For one very important reason for choosing this colonia was...

### **B1. Lack of affordable housing in nearby cities.**

	El Cenizo	Montana Vista	N
missing data code	0.70	0.00	1
1. Strongly Agree	42.96	22.67	112
2. Agree	38.73	59.56	189
3. Neutral	6.34	4.89	20
4. Disagree	8.45	11.11	37
5. Strongly Disagree	2.82	1.78	8
N	142	225	367

### **B2. Lower cost of buying land in this colonia compared to nearby cities or towns**

	El Cenizo	Montana Vista	N
missing data code	1.41	0.44	3
1. Strongly Agree	51.41	19.56	117
2. Agree	38.73	53.78	176
3. Neutral	4.93	8.89	27
4. Disagree	2.82	12.89	33
5. Strongly Disagree	0.70	4.44	11
N	142	225	367

### **B4. No one tells you what you can and cannot do when you live in a colonia.**

	El Cenizo	Montana Vista	N
missing data code	1.41	0.44	3
1. Strongly Agree	17.61	11.11	50
2. Agree	44.37	45.33	165
3. Neutral	21.13	12.89	59
4. Disagree	12.68	23.11	70
5. Strongly Disagree	2.82	7.11	20
N	142	225	367

**B5. To be with or near relatives or friends who live in this colonia.**

	El Cenizo	Montana Vista	N
missing data code	0.00	0.89	2
1. Strongly Agree	15.49	5.33	34
2. Agree	22.54	27.11	93
3. Neutral	15.49	15.11	56
4. Disagree	25.35	34.67	114
5. Strongly Disagree	21.13	16.89	68
N	142	225	367

**B6. Proximity of my job to this colonia.**

	El Cenizo	Montana Vista	N
missing data code	0.70	1.33	4
1. Strongly Agree	6.34	3.11	16
2. Agree	7.04	17.78	50
3. Neutral	12.68	8.89	38
4. Disagree	29.58	44.89	143
5. Strongly Disagree	43.66	24.00	116
N	142	225	367

**B8. Lower costs of building a house.**

	El Cenizo	Montana Vista	N
missing data code	3.52	0.89	7
1. Strongly Agree	31.69	12.44	73
2. Agree	33.80	49.78	160
3. Neutral	16.20	17.33	62
4. Disagree	9.86	12.89	43
5. Strongly Disagree	4.93	6.67	22
N	142	225	367

**B9. Having lived in a colonia before.**

	El Cenizo	Montana Vista	N
missing data code	2.11	0.00	3
1. Strongly Agree	10.56	0.00	15
2. Agree	17.61	20.89	72
3. Neutral	10.56	10.67	39
4. Disagree	33.10	46.22	151
5. Strongly Disagree	26.06	22.22	87
N	142	225	367

**B10. Because I know (knew) people that live(d) here.**

	El Cenizo	Montana Vista	N
missing data code	0.00	0.00	0
1. Strongly Agree	14.79	6.67	36
2. Agree	25.35	30.67	105
3. Neutral	13.38	10.67	43
4. Disagree	26.76	35.56	118
5. Strongly Disagree	19.72	16.44	65
N	142	225	367

**B11. Born in this colonia.**

	El Cenizo	Montana Vista	N
missing data code	0.70	0.00	1
1. Strongly Agree	0.00	0.00	0
2. Agree	0.00	1.33	3
3. Neutral	19.72	18.22	69
4. Disagree	16.90	55.11	148
5. Strongly Disagree	62.68	25.33	146
N	142	225	367

**B12. Overall it is better than where I lived before.**

	El Cenizo	Montana Vista	N
missing data code	0.00	0.89	2
1. Strongly Agree	23.94	16.44	71
2. Agree	42.25	53.78	181
3. Neutral	7.04	4.89	21
4. Disagree	16.90	14.67	57
5. Strongly Disagree	9.86	9.33	35
N	142	225	367

**3. Colonia problems**

**P1. Lack of access to drinkable water is not a problem for people of this colonia.**

	El Cenizo	Montana Vista	N
missing data code	1.41	0.89	4
1. Strongly Agree	9.15	5.33	25
2. Agree	40.85	20.00	103
3. Neutral	9.86	3.11	21
4. Disagree	26.06	46.22	141
5. Strongly Disagree	12.68	24.44	73
N	142	225	367

**P2. Lack of sewage treatment facilities is a serious problem for people of this colonia.**

	El Cenizo	Montana Vista	N
missing data code	0.00	0.89	2
1. Strongly Agree	19.01	20.89	74
2. Agree	16.90	43.11	121
3. Neutral	9.15	6.22	27
4. Disagree	38.73	23.11	107
5. Strongly Disagree	16.20	5.78	36
N	142	225	367

**P3. The way elected officials represent colonia residents is a serious problem.**

	El Cenizo	Montana Vista	N
missing data code	4.23	3.56	14
1. Strongly Agree	14.79	8.89	41
2. Agree	19.72	29.78	95
3. Neutral	26.76	28.89	103
4. Disagree	26.06	24.89	93
5. Strongly Disagree	8.45	4.00	21
N	142	225	367

**P4. Lack of native leadership is a serious problem for people that live here.**

	El Cenizo	Montana Vista	N
missing data code	2.82	2.22	9
1. Strongly Agree	14.79	8.44	40
2. Agree	27.46	34.22	116
3. Neutral	19.72	20.44	74
4. Disagree	27.46	29.78	106
5. Strongly Disagree	7.75	4.89	22
N	142	225	367

**P5. Colonia residents do not care about the area enough.**

	El Cenizo	Montana Vista	N
missing data code	4.23	4.44	16
1. Strongly Agree	13.38	8.44	38
2. Agree	30.99	37.78	129
3. Neutral	17.61	12.89	54
4. Disagree	28.87	29.78	108
5. Strongly Disagree	4.93	6.67	22
N	142	225	367

**P6. City officials do not care about the area enough.**

	El Cenizo	Montana Vista	N
missing data code	2.11	3.56	11
1. Strongly Agree	23.24	13.33	63
2. Agree	25.35	42.67	132
3. Neutral	21.13	17.78	70
4. Disagree	22.54	20.00	77
5. Strongly Disagree	5.63	2.67	14
N	142	225	367

**P7. Lack of paved streets and drainage is not a problem.**

	El Cenizo	Montana Vista	N
missing data code	1.41	0.89	4
1. Strongly Agree	10.56	8.89	35
2. Agree	40.14	30.67	126
3. Neutral	3.52	6.22	19
4. Disagree	25.35	37.33	120
5. Strongly Disagree	19.01	16.00	63
N	142	225	367

**P8. Lack of financial resources to make home improvements is a serious problem for my family.**

	El Cenizo	Montana Vista	N
missing data code	2.11	0.89	5
1. Strongly Agree	39.44	26.67	116
2. Agree	36.62	49.78	164
3. Neutral	5.63	7.11	24
4. Disagree	12.68	12.89	47
5. Strongly Disagree	3.52	2.67	11
N	142	225	367

**P9. County Commissioners do not care about colonia residents enough.**

	El Cenizo	Montana Vista	N
missing data code	3.52	5.33	17
1. Strongly Agree	26.06	13.78	68
2. Agree	33.10	40.89	139
3. Neutral	18.31	26.67	86
4. Disagree	18.31	10.67	50
5. Strongly Disagree	0.70	2.67	7
N	142	225	367

**P10. Lack of adequate training for skilled jobs is not a problem.**

	El Cenizo	Montana Vista	N
missing data code	2.11	1.78	7
1. Strongly Agree	38.03	16.00	90
2. Agree	41.55	57.78	189
3. Neutral	10.56	14.22	47
4. Disagree	6.34	8.00	27
5. Strongly Disagree	1.41	2.22	7
N	142	225	367

**P11. Unemployment is a major concern for colonia residents here.**

	El Cenizo	Montana Vista	N
missing data code	0.70	1.33	4
1. Strongly Agree	51.41	28.00	136
2. Agree	42.96	53.78	182
3. Neutral	0.70	10.22	24
4. Disagree	4.23	6.67	21
5. Strongly Disagree	0.00	0.00	0
N	142	225	367

**4. Human Services Use**

Do you or a member of your family/household currently receive:

**HS1. Food Stamps?**

	El Cenizo	Montana Vista	N
0. No	28.87	58.22	172
1. Yes	71.13	41.78	195
N	142	225	367

**HS2. Home Energy Assistance Program (HEAP)?**

	El Cenizo	Montana Vista	N
0. No	90.14	95.56	343
1. Yes	9.86	4.44	24
N	142	225	367

**HS3. Aid to Families with Dependent children (AFDC)?**

	El Cenizo	Montana Vista	N
0. No	84.51	94.67	333
1. Yes	15.49	5.33	34
N	142	225	367

*Las Colonias del Alto Rio Bravo*

**HS4. Medicaid (medical assistance)?**

	El Cenizo	Montana Vista	N
0. No	38.03	68.00	207
1. Yes	61.97	32.00	160
N	142	225	367

**HS5. In-Home services for the elderly or disabled adults ( including nurse or helper in home and home-delivered meals)?**

	El Cenizo	Montana Vista	N
0. No	95.77	98.67	358
1. Yes	4.23	1.33	9
N	142	225	367

**HS6. Family Self-Support services (including child day care, employment services, early and periodic screening diagnosis and treatment (EPSDT), family planning and refugee resettlement )?**

	El Cenizo	Montana Vista	N
0. No	92.25	98.67	353
1. Yes	7.75	1.33	14
N	142	225	367

**HS7. children Protective services (including foster care, adoption and reports of child abuse or neglect)?**

	El Cenizo	Montana Vista	N
0. No	96.48	99.11	360
1. Yes	3.52	0.89	7
N	142	225	367

**HS8. Food services (including school lunches, breakfasts, special milk and commodities distribution)?**

	El Cenizo	Montana Vista	N
0. No	43.66	48.89	172
1. Yes	56.34	51.11	195
N	142	225	367

**HS9. Placement of adult and child in temporary emergency shelter because of family violence?**

	El Cenizo	Montana Vista	N
0. No	99.30	100.00	366
1. Yes	0.70	0.00	1
N	142	225	367

**5. Language**

**L1. What language is usually spoken at home?**

	El Cenizo	Montana Vista	N
missing data code	1.41	1.33	5
Spanish	74.65	57.33	235
English	5.63	11.56	34
Both	17.61	29.78	92
other	0.70	0.00	1
N	142	225	367

L2. How well do you (does each adult in household)...		speak English (Respondent)		
		El Cenizo	Montana Vista	N
missing data code		0.70	0.89	3
Not at all	0	35.21	24.44	105
	1	10.56	4.44	25
Very poorly	2	14.08	4.44	30
	3	3.52	4.00	14
Poorly	4	4.23	5.33	18
	5	5.63	8.44	27
Well	6	9.15	12.00	40
	7	2.82	4.89	15
Very well	8	6.34	9.78	31
	9	2.11	3.11	10
Extremely well	10	5.63	18.22	49
N		142	225	367

L2. How well do you (does each adult in household)...		speak English (Other Adult)		
		El Cenizo	Montana Vista	N
missing data code		38.03	31.11	124
Not at all	0	19.01	14.22	59
	1	1.41	1.78	6
Very poorly	2	9.15	4.00	22
	3	3.52	4.44	15
Poorly	4	2.82	4.44	14
	5	8.45	6.67	27
Well	6	6.34	5.78	22
	7	2.11	4.44	13
Very well	8	2.11	6.67	18
	9	2.11	1.78	7
Extremely well	10	4.93	14.67	40
N		142	225	367

L3. How well do you (does each adult in household)...		read English (Respondent)		
		El Cenizo	Montana Vista	N
missing data code		0.00	0.89	2
Not at all	0	47.18	23.56	120
	1	10.56	4.89	26
Very poorly	2	7.04	4.89	21
	3	3.52	6.67	20
Poorly	4	3.52	4.44	15
	5	4.93	7.11	23
Well	6	5.63	11.11	33
	7	4.23	2.67	12
Very well	8	3.52	7.11	21
	9	2.11	4.44	13
Extremely well	10	7.75	22.22	61
N		142	225	367



**L3. How well do you (does each adult in household)... read English (Other Adult)**

		El Cenizo	Montana Vista	N
missing data code		37.32	31.56	124
Not at all	0	28.17	16.44	77
	1	2.82	1.78	8
Very poorly	2	3.52	2.67	11
	3	2.11	5.33	15
Poorly	4	1.41	4.00	11
	5	4.93	4.00	16
Well	6	5.63	5.78	21
	7	3.52	3.11	12
Very well	8	2.11	5.78	16
	9	1.41	0.89	4
Extremely well	10	7.04	18.67	52
<b>N</b>		<b>142</b>	<b>225</b>	<b>367</b>

**L4. How well do you (does each adult in household)... read Spanish (Respondent)**

		El Cenizo	Montana Vista	N
missing data code		0.00	0.00	0
Not at all	0	3.52	4.44	15
	1	2.11	0.89	5
Very poorly	2	4.93	0.89	9
	3	0.70	1.33	4
Poorly	4	3.52	2.22	10
	5	7.75	6.22	25
Well	6	18.31	8.00	44
	7	3.52	3.11	12
Very well	8	14.08	10.22	43
	9	6.34	4.44	19
Extremely well	10	35.21	58.22	181
<b>N</b>		<b>142</b>	<b>225</b>	<b>367</b>

**L4. How well do you (does each adult in household)... read Spanish (Other Adult)**

		El Cenizo	Montana Vista	N
missing data code		37.32	31.56	124
Not at all	0	3.52	3.11	12
	1	1.41	0.00	2
Very poorly	2	2.11	0.00	3
	3	1.41	0.44	3
Poorly	4	0.00	3.11	7
	5	1.41	4.00	11
Well	6	9.86	4.89	25
	7	3.52	0.89	7
Very well	8	8.45	6.22	26
	9	4.23	4.00	15
Extremely well	10	26.76	41.78	132
<b>N</b>		<b>142</b>	<b>225</b>	<b>367</b>

L5. How well do you (does each adult in household)...		write English (Respondent)		
		El Cenizo	Montana Vista	N
missing data code		0.70	0.00	1
Not at all	0	52.11	26.67	134
	1	6.34	2.67	15
Very poorly	2	6.34	8.89	29
	3	4.93	5.33	19
Poorly	4	0.70	4.00	10
	5	3.52	7.11	21
Well	6	6.34	8.44	28
	7	4.23	3.56	14
Very well	8	4.93	8.00	25
	9	2.11	4.44	13
Extremely well	10	7.75	20.89	58
N		142	225	367

L5. How well do you (does each adult in household)...		write English (Other Adult)		
		El Cenizo	Montana Vista	N
missing data code		38.03	31.11	124
Not at all	0	30.99	19.56	88
	1	2.11	2.67	9
Very poorly	2	2.82	3.11	11
	3	2.11	3.56	11
Poorly	4	1.41	4.00	11
	5	4.93	2.67	13
Well	6	5.63	4.89	19
	7	1.41	2.67	8
Very well	8	2.11	7.11	19
	9	1.41	2.22	7
Extremely well	10	7.04	16.44	47
N		142	225	367

L6. How well do you (does each adult in household)...		write Spanish? (Respondent)		
		El Cenizo	Montana Vista	N
missing data code		0.00	0.00	0
Not at all	0	9.15	6.22	27
	1	0.70	0.89	3
Very poorly	2	3.52	1.78	9
	3	4.23	2.22	11
Poorly	4	2.82	4.89	15
	5	7.75	4.44	21
Well	6	13.38	8.89	39
	7	4.93	5.33	19
Very well	8	10.56	7.56	32
	9	9.86	5.78	27
Extremely well	10	33.10	52.00	164
N		142	225	367

L6. How well do you (does each adult in household)...		write Spanish? (Other Adult)		
		El Cenizo	Montana Vista	N
missing data code		37.32	31.56	124
Not at all	0	6.34	4.89	20
	1	0.00	0.00	0
Very poorly	2	1.41	0.89	4
	3	1.41	0.44	3
Poorly	4	0.70	3.56	9
	5	3.52	3.11	12
Well	6	7.75	3.11	18
	7	7.04	4.00	19
Very well	8	4.23	6.67	21
	9	5.63	3.56	16
Extremely well	10	24.65	38.22	121
N		142	225	367

**6. Health**

**H1. How many in your family have had Tuberculosis (TB) when in Texas?**

	El Cenizo	Montana Vista
N	142	225
Minimum	0	0
Maximum	1	3
Mean	0.049	0.027
Variance	0.047	0.053
Standard Deviation	0.217	0.230

**H1a. For each person, how old were they when they first got it?**

	El Cenizo	Montana Vista
N	6	3
Minimum	2	7
Maximum	55	65
Mean	26.500	35.333
Variance	439.500	842.333
Standard Deviation	20.964	29.023

**H2. How many in your family have had Hepatitis while in Texas?**

	El Cenizo	Montana Vista
N	142	225
Minimum	0	0
Maximum	3	3
Mean	0.127	0.058
Variance	0.182	0.090
Standard Deviation	0.427	0.301

**H2a. For each person, how old were they when they first got it?**

	El Cenizo	Montana Vista
N	11	10
Minimum	0.5	3
Maximum	25	16
Mean	9.864	10.100
Variance	49.405	13.433
Standard Deviation	7.029	3.665

**H3. How many in your family have had Dysentery in the last year?**

	El Cenizo	Montana Vista
N	142	224
Minimum	0	0
Maximum	15	5
Mean	0.655	0.254
Variance	3.008	0.621
Standard Deviation	1.734	0.788

**H4. How many in your family have been sick enough to miss work or school in the past month?**

	El Cenizo	Montana Vista
N	138	223
Minimum	0	0
Maximum	3	4
Mean	0.362	0.274
Variance	0.408	0.353
Standard Deviation	0.639	0.594

**H5. How many in your family have been vaccinated against...**

**a. Polio?**

	El Cenizo	Montana Vista
N	140	222
Minimum	0	0
Maximum	14	12
Mean	4.300	3.865
Variance	5.938	3.249
Standard Deviation	2.437	1.802

**b. Diphtheria/Pertussis/Tetanus (DPT)**

	El Cenizo	Montana Vista
N	139	222
Minimum	0	0
Maximum	14	12
Mean	4.410	3.851
Variance	5.707	3.273
Standard Deviation	2.389	1.809

**c. Measles/Mumps/Rubella (MMR)**

	El Cenizo	Montana Vista
N	138	222
Minimum	0	0
Maximum	14	12
Mean	4.355	3.815
Variance	5.603	3.273
Standard Deviation	2.367	1.809

**d. Cold/Flu**

	El Cenizo	Montana Vista
N	138	221
Minimum	0	0
Maximum	14	12
Mean	1.362	0.778
Variance	5.839	2.973
Standard Deviation	2.416	1.724

**H6. Has anyone in your family suffered a serious injury/illness that was not treated by a doctor this year?**

	El Cenizo	Montana Vista	N
missing data code	0.70	0.89	3
0. No	88.73	93.78	337
1. Yes	10.56	5.33	27
N	142	225	367

NOTE: The following is a continuation for the previous question. It was intended to identify those injuries or accidents that were not treated by a doctor; however, the presence of extremely serious injuries and illnesses in the data (e.g. amputation, fractures, operation, etc.) indicates that respondents may have failed to recognize this as part of the question.

**H6a. If yes, what as it (were they)? \_\_\_\_\_**

	El Cenizo	Montana Vista	N
missing data code	90.85	94.67	342
Accident	2.11	1.33	6
Allergy	0.00	0.44	1
Amputation	0.00	1.33	3
Appendicitis	0.70	0.00	1
Arthritis	0.70	0.00	1
Back problems	0.70	0.44	2
Blood problems	0.00	0.44	1
Chicken Pox	0.70	0.00	1
Diaherre	0.70	0.00	1
Dog bite	0.70	0.44	2
Flu	0.70	0.00	1
Fracture	0.00	0.44	1
Mouth	1.41	0.00	2
Muscles	0.00	0.44	1
Operation	0.70	0.00	1
N	142	225	367

H6b. If yes, record number of occurrences (for each)\_\_\_

	El Cenizo	Montana Vista
N	9	9
Minimum	1	0
Maximum	3	3
Mean	1.444	1.111
Variance	0.778	0.611
Standard Deviation	0.882	0.782

H7. How many people in your household have the following conditions?

a. Arthritis

	El Cenizo	Montana Vista
N	142	222
Minimum	0	0
Maximum	2	3
Mean	0.366	0.135
Variance	0.305	0.154
Standard Deviation	0.552	0.392

b. Asthma

	El Cenizo	Montana Vista
N	142	221
Minimum	0	0
Maximum	2	1
Mean	0.141	0.081
Variance	0.136	0.075
Standard Deviation	0.369	0.274

c. Back trouble

	El Cenizo	Montana Vista
N	142	222
Minimum	0	0
Maximum	2	2
Mean	0.246	0.198
Variance	0.201	0.196
Standard Deviation	0.449	0.443

d. Cancer

	El Cenizo	Montana Vista
N	142	222
Minimum	0	0
Maximum	1	1
Mean	0.014	0.014
Variance	0.014	0.013
Standard Deviation	0.118	0.116

e. Diabetes

	El Cenizo	Montana Vista
N	142	222
Minimum	0	0
Maximum	2	1
Mean	0.127	0.068
Variance	0.126	0.063
Standard Deviation	0.354	0.252

f. Emphysema

	El Cenizo	Montana Vista
N	142	222
Minimum	0	0
Maximum	0	0
Mean	0.000	0.000
Variance	0.000	0.000
Standard Deviation	0.000	0.000

g. Gallbladder problems

	El Cenizo	Montana Vista
N	142	222
Minimum	0	0
Maximum	2	1
Mean	0.127	0.045
Variance	0.140	0.043
Standard Deviation	0.374	0.208

h. Hearing Problems (hearing aids required)

	El Cenizo	Montana Vista
N	142	222
Minimum	0	0
Maximum	2	1
Mean	0.134	0.077
Variance	0.131	0.071
Standard Deviation	0.362	0.267

**i. Heart Problems**

	El Cenizo	Montana Vista
N	142	222
Minimum	0	0
Maximum	1	1
Mean	0.120	0.068
Variance	0.106	0.063
Standard Deviation	0.326	0.252

**j. High Blood Pressure**

	El Cenizo	Montana Vista
N	142	222
Minimum	0	0
Maximum	1	2
Mean	0.141	0.153
Variance	0.122	0.148
Standard Deviation	0.349	0.385

**k. Stroke**

	El Cenizo	Montana Vista
N	141	222
Minimum	0	0
Maximum	1	1
Mean	0.035	0.032
Variance	0.034	0.031
Standard Deviation	0.186	0.175

**l. Vision Problems**

	El Cenizo	Montana Vista
N	142	222
Minimum	0	0
Maximum	5	5
Mean	1.141	0.914
Variance	1.242	0.965
Standard Deviation	1.115	0.983

**m. Down's syndrome/deformaties**

	El Cenizo	Montana Vista
N	0	221
Minimum	0	0
Maximum	0	2
Mean	0.000	0.018
Variance	0.000	0.027
Standard Deviation	0.000	0.164

**n. Muscular diseases (MS, MD)**

	El Cenizo	Montana Vista
N	0	222
Minimum	0	0
Maximum	0	2
Mean	0.000	0.059
Variance	0.000	0.064
Standard Deviation	0.000	0.254

H7. <If they exist in the household ask> How are they being treated?  
 <under doctor's care: e.g., regular visits, prescription drugs, mention of Dr. = Y>

**a. arthritis**

	El Cenizo	Montana Vista	N
missing data code	69.72	89.33	300
0. No	14.08	4.44	30
1. Yes	16.20	6.22	37
N	142	225	367

**b. asthma**

	El Cenizo	Montana Vista	N
missing data code	87.32	92.89	333
0. No	4.23	0.89	8
1. Yes	8.45	6.22	26
N	142	225	367

**c. back trouble**

	El Cenizo	Montana Vista	N
missing data code	78.87	83.11	299
0. No	8.45	7.56	29
1. Yes	12.68	9.33	39
N	142	225	367

**d. cancer**

	El Cenizo	Montana Vista	N
missing data code	97.89	99.11	362
0. No	0.70	0.00	1
1. Yes	1.41	0.89	4
N	142	225	367

**e. diabetes**

	El Cenizo	Montana Vista	N
missing data code	90.14	93.78	339
0. No	1.41	0.89	4
1. Yes	8.45	5.33	24
N	142	225	367

**f. emphysema**

	El Cenizo	Montana Vista	N
missing data code	99.30	100.00	366
0. No	0.00	0.00	0
1. Yes	0.70	0.00	1
N	142	225	367

**g. gallbladder problems**

	El Cenizo	Montana Vista	N
missing data code	91.55	96.00	346
0. No	4.23	2.22	11
1. Yes	4.23	1.78	10
N	142	225	367

**h. hearing problems (hearing aids required)**

	El Cenizo	Montana Vista	N
missing data code	88.73	92.44	334
0. No	6.34	6.22	23
1. Yes	4.93	1.33	10
N	142	225	367

**i. heart problems**

	El Cenizo	Montana Vista	N
missing data code	88.03	93.33	335
0. No	3.52	1.78	9
1. Yes	8.45	4.89	23
N	142	225	367

**j. high blood pressure**

	El Cenizo	Montana Vista	N
missing data code	88.73	87.11	322
0. No	2.11	3.56	11
1. Yes	9.15	9.33	34
N	142	225	367

**k. stroke (cerebral)**

	El Cenizo	Montana Vista	N
missing data code	96.48	97.33	356
0. No	1.41	0.89	4
1. Yes	2.11	1.78	7
N	142	225	367

**l. vision problems (lenses required)**

	El Cenizo	Montana Vista	N
missing data code	37.32	42.22	148
0. No	18.31	17.33	65
1. Yes	44.37	40.44	154
N	142	225	367

**m. Down's syndrome/deformities**

	El Cenizo	Montana Vista	N
missing data code	100.00	98.23	363
0. No	0.00	0.44	1
1. Yes	0.00	1.33	3
N	142	225	367

**n. Muscular diseases (MS, MD)**

	El Cenizo	Montana Vista	N
missing data code	100.00	94.67	355
0. No	0.00	0.89	2
1. Yes	0.00	4.44	10
N	142	225	367

**H8. Have there been any births in your family/household in the past year?**

	El Cenizo	Montana Vista	N
missing data code	0.70	0.00	1
0. No	78.87	88.44	311
1. Yes	20.42	11.56	55
N	142	225	367

**H8a. If yes, (for each) could you please tell me where the mother was given care during her pregnancy?**

**a. No prenatal care**

	El Cenizo	Montana Vista	N
missing data code	77.46	88.44	309
0. No	21.83	11.11	56
1. Yes	0.70	0.44	2
N	142	225	367

**b. Mother attended pre-natal classes at center**

	El Cenizo	Montana Vista	N
missing data code	80.28	88.44	313
0. No	19.72	10.67	52
1. Yes	0.00	0.89	2
N	142	225	367



**c. Mother cared for by midwife**

	El Cenizo	Montana Vista	N
missing data code	80.28	88.44	313
0. No	18.31	11.56	52
1. Yes	1.41	0.00	2
N	142	225	367

**d. Cared for by clinic**

	El Cenizo	Montana Vista	N
missing data code	80.28	88.44	313
0. No	11.27	4.00	25
1. Yes	8.45	7.56	29
N	142	225	367

**e. Prenatal care by named doctor**

	El Cenizo	Montana Vista	N
missing data code	79.58	88.44	312
0. No	11.27	8.44	35
1. Yes	9.15	3.11	20
N	142	225	367

**H8b. If yes, (for each) could you please tell me where the baby was born?**

**a. born at home**

	El Cenizo	Montana Vista	N
missing data code	80.28	88.44	313
0. No	19.01	11.56	53
1. Yes	0.70	0.00	1
N	142	225	367

**b. born with midwife**

	El Cenizo	Montana Vista	N
missing data code	80.28	88.44	313
0. No	19.72	11.56	54
1. Yes	0.00	0.00	0
N	142	225	367

**c. born at clinic**

	El Cenizo	Montana Vista	N
missing data code	80.28	88.44	313
0. No	18.31	11.56	52
1. Yes	1.41	0.00	2
N	142	225	367

**d. born at hospital**

	El Cenizo	Montana Vista	N
missing data code	79.58	88.44	312
0. No	2.11	0.00	3
1. Yes	18.31	11.56	52
N	142	225	367

e. born somewhere else/without doctor

	El Cenizo	Montana Vista	N
missing data code	0.00	0.00	0
0. No	80.28	88.44	313
1. Yes	19.72	11.56	54
N	142	225	367

H8c. If yes, (for each) were there any serious medical complications, for either the child or the mother?

	El Cenizo	Montana Vista	N
missing data code	78.87	88.44	311
0. No	14.79	9.78	43
1. Yes	6.34	1.78	13
N	142	225	367

H8d. If yes, What were they?

	El Cenizo	Montana Vista	N
missing data code	95.07	98.22	356
Amniotic fluid	0.00	0.44	1
Baby died	1.41	0.00	2
Baby infection	0.00	0.44	1
C-Section	2.82	0.44	5
Premature	0.70	0.44	2
N	142	225	367

H9. Are there any unpaid medical bills in the household?

	El Cenizo	Montana Vista	N
missing data code	0.00	4.44	10
0. No	57.75	65.33	229
1. Yes	42.25	30.22	128
N	142	225	367

H10. Where do you typically receive routine medical care? (Spontaneous response check all that apply)

a. In U.S. from Curandero, sobador or partera

	El Cenizo	Montana Vista	N
missing data code	0.70	0.00	1
0. No	98.59	100.00	365
1. Yes	0.70	0.00	1
N	142	225	367

b. In U.S. at a Doctor's Office

	El Cenizo	Montana Vista	N
missing data code	0.70	0.00	1
0. No	49.30	64.44	215
1. Yes	50.00	35.56	151
N	142	225	367

**c. In U.S. at an Outpatient Clinic**

	El Cenizo	Montana Vista	N
missing data code	0.70	0.00	1
0. No	64.79	55.56	217
1. Yes	34.51	44.44	149
N	142	225	367

**d. In U.S. at an Emergency room**

	El Cenizo	Montana Vista	N
missing data code	0.70	0.00	1
0. No	75.35	86.67	302
1. Yes	23.94	13.33	64
N	142	225	367

**e. In U.S. from other source**

	El Cenizo	Montana Vista	N
missing data code	0.70	0.00	1
0. No	97.18	96.00	354
1. Yes	2.11	4.00	12
N	142	225	367

**f. In Mexico from Curandero, sobador or partera**

	El Cenizo	Montana Vista	N
missing data code	0.70	0.00	1
0. No	97.18	100.00	363
1. Yes	2.11	0.00	3
N	142	225	367

**g. In Mexico at a Doctor's Office**

	El Cenizo	Montana Vista	N
missing data code	0.70	0.00	1
0. No	65.49	74.67	261
1. Yes	33.80	25.33	105
N	142	225	367

**h. In Mexico at an Outpatient Clinic**

	El Cenizo	Montana Vista	N
missing data code	0.70	0.00	1
0. No	89.44	92.89	336
1. Yes	9.86	7.11	30
N	142	225	367

**i. In Mexico at an Emergency room**

	El Cenizo	Montana Vista	N
missing data code	0.70	0.00	1
0. No	92.25	99.11	354
1. Yes	7.04	0.89	12
N	142	225	367

j. In Mexico from other source

	El Cenizo	Montana Vista	N
missing data code	0.70	0.00	1
0. No	96.48	98.67	359
1. Yes	2.82	1.33	7
N	142	225	367

H11. Have there been any deaths in your family/household in the past year?

	El Cenizo	Montana Vista	N
missing data code	0.00	0.00	0
0. No	95.07	98.67	357
1. Yes	4.93	1.33	10
N	142	225	367

H11a. If yes, (for each) could you please tell me the age of the person when they died?

	El Cenizo	Montana Vista
N	7	3
Minimum	10	0.5
Maximum	94	95
Mean	43.714	45.833
Variance	685.238	2243.583
Standard Deviation	26.177	47.366

H11b. If yes, (for each) could you please tell me if it was an accident or an illness?

	El Cenizo	Montana Vista	N
missing data code	95.07	98.67	357
1. Accident	0.00	0.44	1
2. Illness	2.82	0.44	5
3. Violence	1.41	0.00	2
4. other	0.70	0.44	2
N	142	225	367

7. Social Assimilation

A1. How long have you and your family lived in Texas?

	El Cenizo	Montana Vista
N	140	220
Minimum	0	0
Maximum	61	77
Mean	15.343	16.641
Variance	171.723	191.898
Standard Deviation	13.104	13.853

A2. How many adults in your household have a Texas Drivers License?

	El Cenizo	Montana Vista
N	141	224
Minimum	0	0
Maximum	5	4
Mean	1.085	1.612
Variance	1.107	0.786
Standard Deviation	1.052	0.886

A3. Do you own a car, truck or other motor vehicle?

	El Cenizo	Montana Vista	N
missing data code	2.11	0.44	4
0. No	33.80	8.89	68
1. Yes	64.08	90.67	295
N	142	225	367

**A3a. If yes, is it registered in Texas?**

	El Cenizo	Montana Vista	N
missing data code	37.32	9.33	74
0. No	6.34	3.56	17
1. Yes	56.34	87.11	276
N	142	225	367

**A4. Do you have a Bank Account in Texas?**

	El Cenizo	Montana Vista	N
missing data code	1.41	0.00	2
0. No	85.21	60.89	258
1. Yes	13.38	39.11	107
N	142	225	367

**A5. Are you registered to vote?**

	El Cenizo	Montana Vista	N
missing data code	1.41	1.33	5
0. No	68.31	64.44	242
1. Yes	30.28	34.22	120
N	142	225	367

**A6. In what School District are your children enrolled?**

	El Cenizo	Montana Vista	N
missing data code	26.06	24.44	92
City Name	2.11	12.89	32
Clint	0.00	54.67	123
Elementary	6.34	0.00	9
Junior High	4.23	0.00	6
School District	61.27	3.11	94
Socorro	0.00	3.56	8
other	0.00	1.33	3
N	142	225	367

**8. Employment**

**E1. How many adults (age 16 or older & not in school) in your family/household are currently employed?**

	El Cenizo	Montana Vista
N	136	219
Minimum	0	0
Maximum	3	3
Mean	0.750	1.114
Variance	0.559	0.606
Standard Deviation	0.748	0.779

**E6. How many students in this household are employed?**

	El Cenizo	Montana Vista
N	0	219
Minimum	—	0
Maximum	—	8
Mean	—	0.137
Variance	—	0.477
Standard Deviation	—	0.690

**E2. How many children (< 16 years) work outside the home for wages?**

	El Cenizo	Montana Vista
N	125	216
Minimum	0	0
Maximum	1	2
Mean	0.008	0.009
Variance	0.008	0.019
Standard Deviation	0.089	0.136

**E3. How many jobs does the main wage earner have?**

	El Cenizo	Montana Vista
N	122	212
Minimum	0	0
Maximum	2	2
Mean	0.746	0.821
Variance	0.208	0.157
Standard Deviation	0.456	0.397

**E4. How many hours a week does the main wage earner work?**

	El Cenizo	Montana Vista
N	116	211
Minimum	0	0
Maximum	90	73
Mean	27.026	36.209
Variance	415.782	209.223
Standard Deviation	20.391	14.465

**E5. During the past year, how many weeks did the main wage earner work?**

	El Cenizo	Montana Vista
N	111	210
Minimum	0	0
Maximum	52	52
Mean	31.270	38.800
Variance	463.817	355.041
Standard Deviation	21.536	18.843

**E5a. At how many different jobs (distinct employers)?**

	El Cenizo	Montana Vista
N	88	137
Minimum	0	0
Maximum	3	25
Mean	1.091	1.190
Variance	0.153	4.405
Standard Deviation	0.391	2.099

**9. Community Leadership**

**CL1. Have you organized the people in your neighborhood to do things for your community? If no, enter zero, else ask how many hours per week?**

	El Cenizo	Montana Vista
N	141	218
Minimum	0	0
Maximum	40	20
Mean	0.663	0.528
Variance	13.080	4.195
Standard Deviation	3.617	2.048

*Voices*

**CL2. Are there people in your community/neighborhood who take the responsibility for organizing community activities or tasks?**

	El Cenizo	Montana Vista	N
missing data code	4.23	1.78	10
0. No	49.30	57.33	199
1. Yes	46.48	40.89	158
N	142	225	367

CL3. How many these people do you know?

	El Cenizo	Montana Vista
N	67	93
Minimum	0	0
Maximum	30	47
Mean	2.836	3.301
Variance	19.230	40.908
Standard Deviation	4.385	6.396

CL5. How well do you know your local government representatives or politicians?

	El Cenizo	Montana Vista	N
missing data code	2.11	0.89	5
Not at all	0	42.96	214
1	4.93	8.00	25
Very poorly	2	9.86	33
3	7.04	5.33	22
Poorly	4	5.63	10
5	7.04	3.56	18
Well	6	11.27	18
7	1.41	1.78	6
Very well	8	2.82	9
9	1.41	0.00	2
Extremely well	10	3.52	5
N	142	225	367

10. Social Network Nodes

N1. How many people in your community do you know who could provide information about?

*bridging*

a. Health/medical services

	El Cenizo	Montana Vista
N	141	216
Minimum	0	0
Maximum	20	20
Mean	0.908	0.940
Variance	6.841	4.066
Standard Deviation	2.616	2.016

b. Prenatal and birthing issues

	El Cenizo	Montana Vista
N	139	218
Minimum	0	0
Maximum	8	15
Mean	0.345	0.610
Variance	1.155	2.479
Standard Deviation	1.075	1.574

c. Parenting concerns

	El Cenizo	Montana Vista
N	141	217
Minimum	0	0
Maximum	10	20
Mean	0.435	0.664
Variance	1.766	5.965
Standard Deviation	1.329	2.442

d. Community activities (crime watch, cleanup programs, etc.)

	El Cenizo	Montana Vista
N	141	218
Minimum	0	0
Maximum	20	20
Mean	0.759	0.541
Variance	6.627	3.024
Standard Deviation	2.574	1.739

f. Emergency services (police, fire, floods, hurricanes, etc.) g. Vocational skills (Sewing, Woodwork, etc.)

	El Cenizo	Montana Vista		El Cenizo	Montana Vista
N	140	216	N	141	218
Minimum	0	0	Minimum	0	0
Maximum	20	50	Maximum	10	20
Mean	0.564	0.935	Mean	0.312	0.468
Variance	5.989	15.754	Variance	1.230	3.135
Standard Deviation	2.447	3.969	Standard Deviation	1.109	1.771

h. Nutrition and food programs

	El Cenizo	Montana Vista
N	141	216
Minimum	0	0
Maximum	20	20
Mean	0.403	0.648
Variance	3.358	2.945
Standard Deviation	1.833	1.716

i. Immigration information

	El Cenizo	Montana Vista
N	141	216
Minimum	0	0
Maximum	20	20
Mean	0.312	0.380
Variance	3.088	4.153
Standard Deviation	1.757	2.038

j. Information about agriculture/farming

	El Cenizo	Montana Vista
N	141	218
Minimum	0	0
Maximum	20	20
Mean	0.305	0.243
Variance	3.228	2.268
Standard Deviation	1.797	1.506

k. Banking support (banks, loans, etc.)

	El Cenizo	Montana Vista
N	141	218
Minimum	0	0
Maximum	3	20
Mean	0.106	0.284
Variance	0.153	2.333
Standard Deviation	0.391	1.528

l. Good and bad money lenders (not banks)

	El Cenizo	Montana Vista
N	141	218
Minimum	0	0
Maximum	5	20
Mean	0.170	0.261
Variance	0.399	2.673
Standard Deviation	0.632	1.635

11. Social Support

SS1. Approximately how many people from your community or neighborhood do you greet or wave to every day? SS2. How many friends and relatives do you have in your community/neighborhood?

	El Cenizo	Montana Vista		El Cenizo	Montana Vista
N			N	134	218
Minimum	142	219	Minimum	0	0
Maximum	50	60	Maximum	75	50
Mean	7.343	6.959	Mean	8.127	6.275
Variance	112.5	109.452	Variance	154.984	57.463
Standard Deviation	10.607	10.462	Standard Deviation	12.449	7.580

*banderine*



SS3a. How often do you meet with them? #/Day

	El Cenizo	Montana Vista
N	142	225
Minimum	0	0
Maximum	3	2
Mean	0.197	0.156
Variance	0.273	0.150
Standard Deviation	0.522	0.387

SS3b. How often do you meet with them? #/Mo.

	El Cenizo	Montana Vista
N	142	225
Minimum	0	0
Maximum	3	7
Mean	0.472	0.480
Variance	0.790	0.920
Standard Deviation	0.889	0.959

SS3c. How often do you meet with them? #/Year

	El Cenizo	Montana Vista
N	142	225
Minimum	0	0
Maximum	8	10
Mean	0.289	0.356
Variance	0.661	0.860
Standard Deviation	0.813	0.927

SS4. How many people in your neighborhood/community (outside the household) would help you if you...  
 a. needed help watching the children

	El Cenizo	Montana Vista
N	136	217
Minimum	0	0
Maximum	15	20
Mean	1.250	1.336
Variance	4.930	5.122
Standard Deviation	2.220	2.263

b. needed to borrow some groceries.

	El Cenizo	Montana Vista
N	140	222
Minimum	0	0
Maximum	12	20
Mean	0.793	1.459
Variance	2.683	4.973
Standard Deviation	1.638	2.230

c. needed to borrow money for a short time.

	El Cenizo	Montana Vista
N	141	222
Minimum	0	0
Maximum	12	20
Mean	0.716	1.104
Variance	2.105	4.682
Standard Deviation	1.451	2.164

d. were having some serious problems.

	El Cenizo	Montana Vista
N	141	222
Minimum	0	0
Maximum	15	20
Mean	1.326	1.568
Variance	5.393	5.984
Standard Deviation	2.322	2.446

SS4e. Are these people that you can turn to for help mostly family members, other relatives, neighbors, friends or other people in the community? <check all that apply>

	El Cenizo	Montana Vista	N
missing data code	28.87	24.44	96
0. No	50.00	59.11	204
1. Yes	21.13	16.44	67
N	142	225	367

other relatives

	El Cenizo	Montana Vista	N
missing data code	28.87	24.44	96
0. No	56.34	63.11	222
1. Yes	14.79	12.44	49
N	142	225	367

neighbors

	El Cenizo	Montana Vista	N
missing data code	28.87	24.44	96
0. No	33.80	24.89	104
1. Yes	37.32	50.67	167
N	142	225	367

friends

	El Cenizo	Montana Vista	N
missing data code	28.87	24.44	96
0. No	42.25	46.67	165
1. Yes	28.87	28.89	106
N	142	225	367

other people in the community

	El Cenizo	Montana Vista	N
missing data code	28.87	24.44	96
0. No	71.13	73.33	266
1. Yes	0.00	2.22	5
N	142	225	367

SS5. How many people would come to you for help if they

a. needed help watching the children

	El Cenizo	Montana Vista
N	140	220
Minimum	0	0
Maximum	50	20
Mean	1.700	1.873
Variance	20.082	7.500
Standard Deviation	4.481	2.739

b. needed to borrow some groceries.

	El Cenizo	Montana Vista
N	139	220
Minimum	0	0
Maximum	50	20
Mean	1.460	1.732
Variance	19.105	5.622
Standard Deviation	4.371	2.371

c. needed to borrow money for a short time.

	El Cenizo	Montana Vista
N	138	219
Minimum	0	0
Maximum	50	50
Mean	1.261	1.744
Variance	19.158	16.237
Standard Deviation	4.377	4.030

d. were having some serious problems.

	El Cenizo	Montana Vista
N	140	220
Minimum	0	0
Maximum	5	20
Mean	1.014	1.809
Variance	1.842	6.594
Standard Deviation	1.357	2.568

SS5e. Are these people that come to you for help mostly family members, other relatives, neighbors, friends or other people in the community?

\_\_\_\_\_ family members

	El Cenizo	Montana Vista	N
missing data code	28.17	24.89	96
0. No	54.23	57.78	207
1. Yes	17.61	17.33	64
N	142	225	367

\_\_\_\_\_ other relatives

	El Cenizo	Montana Vista	N
missing data code	28.87	24.89	97
0. No	61.97	62.22	228
1. Yes	9.15	12.89	42
N	142	225	367

\_\_\_\_\_ neighbors

	El Cenizo	Montana Vista	N
missing data code	28.87	24.89	97
0. No	28.87	23.56	94
1. Yes	42.25	51.56	176
N	142	225	367

\_\_\_\_\_ friends

	El Cenizo	Montana Vista	N
missing data code	28.87	24.89	97
0. No	47.89	42.67	164
1. Yes	23.24	32.44	106
N	142	225	367

\_\_\_\_\_ other people in the community

	El Cenizo	Montana Vista	N
missing data code	28.87	24.89	97
0. No	71.13	71.56	262
1. Yes	0.00	3.56	8
N	142	225	367

**12. Decision Making / Influence**

DM1. When it comes to decisions in the community that effect me and my family people making the decisions take my concerns seriously.

	El Cenizo	Montana Vista	N
missing data code	1.41	4.89	13
1. Strongly Agree	14.08	2.67	26
2. Agree	31.69	31.56	116
3. Neutral	19.72	23.11	80
4. Disagree	23.24	28.89	98
5. Strongly Disagree	9.86	8.89	34
N	142	225	367

*Loyalt*

**DM2. (My family and) I have made important contributions to this colonia in the past year.**

	El Cenizo	Montana Vista	N
missing data code	4.23	0.89	8
1. Strongly Agree	5.63	6.22	22
2. Agree	23.24	17.78	73
3. Neutral	13.38	12.44	47
4. Disagree	35.21	54.67	173
5. Strongly Disagree	18.31	8.00	44
N	142	225	367

**DM4. (My family and) I have been able to influence local decisions about this colonia.**

	El Cenizo	Montana Vista	N
missing data code	2.82	0.44	5
1. Strongly Agree VL	7.04	3.11	17
2. Agree	9.86	18.22	55
3. Neutral	19.72	10.67	52
4. Disagree	35.92	58.22	182
5. Strongly Disagree N	24.65	9.33	56
N	142	225	367

*Handwritten notes:*  
 EL  
 VN  
 all  
 4  
 10/10  
 10/10

**13. Place-specific Sense of Community**

**SC1. People in this neighborhood take very little pride in the area.**

	El Cenizo	Montana Vista	N
missing data code	0.00	2.67	6
1. Strongly Agree	5.63	7.56	25
2. Agree	30.99	44.00	143
3. Neutral	19.72	20.89	75
4. Disagree	34.51	21.33	97
5. Strongly Disagree	9.15	3.56	21
N	142	225	367

**SC2 My spouse and I feel a great deal of pride for this colonia.**

	El Cenizo	Montana Vista	N
missing data code	0.70	0.00	1
1. Strongly Agree	14.08	12.44	48
2. Agree	35.21	57.33	179
3. Neutral	14.08	8.44	39
4. Disagree	24.65	17.33	74
5. Strongly Disagree	11.27	4.44	26
N	142	225	367

*Handwritten note:*  
 Loyalty

**SC4 My family and I are comfortable with the way of life in this colonia.**

	El Cenizo	Montana Vista	N
missing data code	0.70	0.89	3
1. Strongly Agree	16.90	21.33	72
2. Agree	48.59	53.78	190
3. Neutral	9.15	8.00	31
4. Disagree	18.31	12.00	53
5. Strongly Disagree	6.34	4.00	18
N	142	225	367

**SC5. People in this colonia share a common set of basic values.**

	El Cenizo	Montana Vista	N
missing data code	2.11	1.33	6
1. Strongly Agree	4.93	3.56	15
2. Agree	45.77	58.67	197
3. Neutral	16.90	21.33	72
4. Disagree	27.46	12.00	66
5. Strongly Disagree	2.82	3.11	11
N	142	225	367

**SC6. My family and I like this colonia very much, we like it here.**

	El Cenizo	Montana Vista	N
missing data code	2.11	0.00	3
1. Strongly Agree	18.31	14.67	59
2. Agree	49.30	64.89	216
3. Neutral	9.15	5.78	26
4. Disagree	13.38	10.22	42
5. Strongly Disagree	7.75	4.44	21
N	142	225	367

**SC7. People in this colonia look out for one another.**

	El Cenizo	Montana Vista	N
missing data code	1.41	1.78	6
1. Strongly Agree	12.68	14.67	51
2. Agree	54.93	58.22	209
3. Neutral	5.63	11.56	34
4. Disagree	16.90	12.89	53
5. Strongly Disagree	8.45	0.89	14
N	142	225	367

**SC8. The future for people in this colonia looks good.**

	El Cenizo	Montana Vista	N
missing data code	2.11	2.67	9
1. Strongly Agree	7.75	6.22	25
2. Agree	45.07	67.11	215
3. Neutral	25.35	13.78	67
4. Disagree	16.20	7.11	39
5. Strongly Disagree	3.52	3.11	12
N	142	225	367

**SC9. My neighbors and I share many of the same experiences.**

	El Cenizo	Montana Vista	N
missing data code	2.11	2.22	8
1. Strongly Agree	15.49	5.78	35
2. Agree	54.23	58.67	209
3. Neutral	9.86	17.33	53
4. Disagree	15.49	13.78	53
5. Strongly Disagree	2.82	2.22	9
N	142	225	367

**SC11** The future of my family is about the same as others in this colonia.

	El Cenizo	Montana Vista	N
missing data code	2.11	2.22	8
1. Strongly Agree	4.23	3.56	14
2. Agree	43.66	49.33	173
3. Neutral	18.31	18.22	67
4. Disagree	28.17	20.89	87
5. Strongly Disagree	3.52	5.78	18
N	142	225	367

**14. Identity/image**

**11. When people ask you where you live what do you call your neighborhood?**

	El Cenizo	Montana Vista	N
missing data code	0.70	7.11	17
Unofficial Name	4.23	17.78	46
Related to Official Name	95.07	75.11	304
N	142	225	367

**12. My friends think <fill in the blank from above> is a good place to live.**

	El Cenizo	Montana Vista	N
missing data code	1.41	2.22	7
1. Strongly Agree	8.45	2.22	17
2. Agree	29.58	54.67	165
3. Neutral	16.20	18.67	65
4. Disagree	28.17	17.78	80
5. Strongly Disagree	16.20	4.44	33
N	142	225	367

**15. Skill Development**

For each of the following please indicate whether you agree or disagree. In your opinion, what people in this colonia really need here are some classes on...

**SD1. literacy (reading in either Spanish or English).**

	El Cenizo	Montana Vista	N
missing data code	0.70	0.44	2
1. Strongly Agree	54.93	35.56	158
2. Agree	38.03	44.00	153
3. Neutral	2.82	13.33	34
4. Disagree	2.82	6.22	18
5. Strongly Disagree	0.70	0.44	2
N	142	225	367

**SD2. (English) language.**

	El Cenizo	Montana Vista	N
missing data code	0.70	0.89	3
1. Strongly Agree	64.79	46.67	197
2. Agree	32.39	48.89	156
3. Neutral	0.00	2.22	5
4. Disagree	2.11	0.89	5
5. Strongly Disagree	0.00	0.44	1
N	142	225	367

**SD3. nutrition**

	El Cenizo	Montana Vista	N
missing data code	1.41	1.33	5
1. Strongly Agree	38.03	19.11	97
2. Agree	48.59	65.33	216
3. Neutral	6.34	8.00	27
4. Disagree	5.63	4.89	19
5. Strongly Disagree	0.00	1.33	3
N	142	225	367

**SD4. getting a Texas drivers license.**

	El Cenizo	Montana Vista	N
missing data code	0.70	1.33	4
1. Strongly Agree	40.85	20.89	105
2. Agree	49.30	62.67	211
3. Neutral	5.63	7.11	24
4. Disagree	3.52	5.78	18
5. Strongly Disagree	0.00	2.22	5
N	142	225	367

**SD5. effective parenting techniques.**

	El Cenizo	Montana Vista	N
missing data code	0.70	0.44	2
1. Strongly Agree	35.92	21.33	99
2. Agree	50.00	65.78	219
3. Neutral	8.45	7.11	28
4. Disagree	4.23	4.00	15
5. Strongly Disagree	0.70	1.33	4
N	142	225	367

**SD6. prenatal care.**

	El Cenizo	Montana Vista	N
missing data code	2.11	0.89	5
1. Strongly Agree	38.03	19.11	97
2. Agree	50.00	63.56	214
3. Neutral	5.63	10.22	31
4. Disagree	4.23	4.89	17
5. Strongly Disagree	0.00	1.33	3
N	142	225	367

**SD7. job skills (i.e. typing, drafting, carpentry and plumbing).**

	El Cenizo	Montana Vista	N
missing data code	0.70	0.44	2
1. Strongly Agree	54.23	30.67	146
2. Agree	38.73	63.56	198
3. Neutral	2.82	4.44	14
4. Disagree	2.82	0.89	6
5. Strongly Disagree	0.70	0.00	1
N	142	225	367

**SD8. household skills (i.e. sewing, canning and gardening).**

	El Cenizo	Montana Vista	N
missing data code	1.41	0.89	4
1. Strongly Agree	33.80	24.44	103
2. Agree	51.41	60.44	209
3. Neutral	7.04	5.33	22
4. Disagree	6.34	5.33	21
5. Strongly Disagree	0.00	3.56	8
<b>N</b>	<b>142</b>	<b>225</b>	<b>367</b>

**SD9. emergency preparedness (what to do in hurricanes and floods).**

	El Cenizo	Montana Vista	N
missing data code	2.11	1.33	6
1. Strongly Agree	48.59	28.00	132
2. Agree	42.96	60.89	198
3. Neutral	4.23	4.44	16
4. Disagree	2.11	4.00	12
5. Strongly Disagree	0.00	1.33	3
<b>N</b>	<b>142</b>	<b>225</b>	<b>367</b>

**SD10. disaster building techniques (to help prevent damage in emergencies such as hurricanes, floods and fire).**

	El Cenizo	Montana Vista	N
missing data code	1.41	0.89	4
1. Strongly Agree	44.37	21.78	112
2. Agree	44.37	67.56	215
3. Neutral	7.75	4.89	22
4. Disagree	2.11	4.00	12
5. Strongly Disagree	0.00	0.89	2
<b>N</b>	<b>142</b>	<b>225</b>	<b>367</b>

**SD11. energy efficiency.**

	El Cenizo	Montana Vista	N
missing data code	0.70	0.89	3
1. Strongly Agree	44.37	27.56	125
2. Agree	45.07	64.44	209
3. Neutral	8.45	3.56	20
4. Disagree	1.41	3.11	9
5. Strongly Disagree	0.00	0.44	1
<b>N</b>	<b>142</b>	<b>225</b>	<b>367</b>

**SD12. saving water**

	El Cenizo	Montana Vista	N
missing data code	0.00	0.89	2
1. Strongly Agree	28.17	34.67	118
2. Agree	48.59	56.00	195
3. Neutral	14.79	3.56	29
4. Disagree	8.45	3.11	19
5. Strongly Disagree	0.00	1.78	4
<b>N</b>	<b>142</b>	<b>225</b>	<b>367</b>



**SD13. How I can do my job better.**

	El Cenizo	Montana Vista	N
missing data code	1.41	2.22	7
1. Strongly Agree	35.92	22.22	101
2. Agree	50.00	65.78	219
3. Neutral	11.27	5.78	29
4. Disagree	1.41	4.00	11
5. Strongly Disagree	0.00	0.00	0
N	142	225	367

**SD14. Which if any of these classes (above) would you attend? <mark all mentioned spontaneously>**

**\_\_\_ a. literacy classes**

	El Cenizo	Montana Vista	N
missing data code	2.11	1.78	7
0. No	73.94	84.89	296
1. Yes	23.94	13.33	64
N	142	225	367

**\_\_\_ b. (English) language classes**

	El Cenizo	Montana Vista	N
missing data code	1.41	1.78	6
0. No	37.32	49.33	164
1. Yes	61.27	48.89	197
N	142	225	367

**\_\_\_ c. nutrition classes**

	El Cenizo	Montana Vista	N
missing data code	1.41	1.78	6
0. No	78.87	72.44	275
1. Yes	19.72	25.78	86
N	142	225	367

**\_\_\_ d. help people get their drivers license**

	El Cenizo	Montana Vista	N
missing data code	1.41	1.78	6
0. No	73.94	80.00	285
1. Yes	24.65	18.22	76
N	142	225	367

**\_\_\_ e. classes on effective parenting techniques**

	El Cenizo	Montana Vista	N
missing data code	1.41	1.78	6
0. No	71.83	73.33	267
1. Yes	26.76	24.89	94
N	142	225	367

\_\_\_ f. prenatal care

	El Cenizo	Montana Vista	N
missing data code	1.41	1.78	6
0. No	89.44	87.56	324
1. Yes	9.15	10.67	37
N	142	225	367

\_\_\_ g. job skills classes

	El Cenizo	Montana Vista	N
missing data code	1.41	1.78	6
0. No	75.35	71.56	268
1. Yes	23.24	26.67	93
N	142	225	367

\_\_\_ h. household skills

	El Cenizo	Montana Vista	N
missing data code	1.41	1.78	6
0. No	66.20	60.44	230
1. Yes	32.39	37.78	131
N	142	225	367

\_\_\_ i. emergency preparedness

	El Cenizo	Montana Vista	N
missing data code	1.41	1.78	6
0. No	69.72	71.11	259
1. Yes	28.87	27.11	102
N	142	225	367

\_\_\_ j. building emergency resistant structures

	El Cenizo	Montana Vista	N
missing data code	1.41	1.78	6
0. No	85.21	78.22	297
1. Yes	13.38	20.00	64
N	142	225	367

\_\_\_ k. building energy efficient houses

	El Cenizo	Montana Vista	N
missing data code	1.41	1.78	6
0. No	85.92	80.44	303
1. Yes	12.68	17.78	58
N	142	225	367

\_\_\_ l. ways of saving more water

	El Cenizo	Montana Vista	N
missing data code	1.41	1.78	6
0. No	85.92	70.22	280
1. Yes	12.68	28.00	81
N	142	225	367

\_\_\_ m. classes about my profession

	El Cenizo	Montana Vista	N
missing data code	1.41	1.78	6
0. No	82.39	75.56	287
1. Yes	16.20	22.67	74
N	142	225	367

\_\_\_ n. other classes I would attend

	El Cenizo	Montana Vista	N
missing data code	0.70	1.78	5
0. No	92.25	88.44	330
1. Yes	7.04	9.78	32
N	142	225	367

16. Education

ED1. It is generally hard to get children to go to school.

	El Cenizo	Montana Vista	N
missing data code	11.97	18.22	58
1. Strongly Agree	12.68	4.89	29
2. Agree	23.24	17.78	73
3. Neutral	4.23	4.89	17
4. Disagree	31.69	40.89	137
5. Strongly Disagree	16.20	13.33	53
N	142	225	367

ED2. children in this colonia seem to really like school.

	El Cenizo	Montana Vista	N
missing data code	13.38	17.78	59
1. Strongly Agree	19.72	8.89	48
2. Agree	47.18	53.78	188
3. Neutral	7.75	11.56	37
4. Disagree	9.15	6.22	27
5. Strongly Disagree	2.82	1.78	8
N	142	225	367

ED3. My children like to go to school.

	El Cenizo	Montana Vista	N
missing data code	14.08	19.56	64
1. Strongly Agree	34.51	23.56	102
2. Agree	44.37	46.67	168
3. Neutral	4.93	5.33	19
4. Disagree	1.41	4.44	12
5. Strongly Disagree	0.70	0.44	2
N	142	225	367

**ED4. My children seem to do about as well as other children in school.**

	El Cenizo	Montana Vista	N
missing data code	16.90	20.00	69
1. Strongly Agree	19.01	8.89	47
2. Agree	38.73	49.78	167
3. Neutral	8.45	12.00	39
4. Disagree	12.68	6.22	32
5. Strongly Disagree	4.23	3.11	13
N	142	225	367

**ED5. My children seem to always struggle with homework.**

	El Cenizo	Montana Vista	N
missing data code	16.20	19.56	67
1. Strongly Agree	2.82	1.33	7
2. Agree	19.72	17.33	67
3. Neutral	8.45	12.00	39
4. Disagree	39.44	38.67	143
5. Strongly Disagree	13.38	11.11	44
N	142	225	367

**ED6. I would like to be better able to help my children with their homework.**

	El Cenizo	Montana Vista	N
missing data code	16.20	19.56	67
1. Strongly Agree	42.25	24.44	115
2. Agree	34.51	46.22	153
3. Neutral	6.34	7.56	26
4. Disagree	0.70	1.78	5
5. Strongly Disagree	0.00	0.44	1
N	142	225	367

**ED7. How many extra curricular activities are your children involved in?**

	El Cenizo	Montana Vista
N	108	166
Minimum	0	0
Maximum	5	5
Mean	0.491	0.717
Variance	1.000	1.028
Standard Deviation	1.000	1.014

**ED8. What types of school and community activities are your children involved in?**

**\_\_\_ a. Girl/boy scouts**

	El Cenizo	Montana Vista	N
missing data code	61.27	25.33	144
0. No	35.21	73.33	215
1. Yes	3.52	1.33	8
N	142	225	367

\_\_\_ b. school clubs

	El Cenizo	Montana Vista	N
missing data code	61.27	25.33	144
0. No	37.32	72.44	216
1. Yes	1.41	2.22	7
N	142	225	367

\_\_\_ c. athletics

	El Cenizo	Montana Vista	N
missing data code	61.27	25.33	144
0. No	21.13	48.89	140
1. Yes	17.61	25.78	83
N	142	225	367

\_\_\_ d. Church youth groups

	El Cenizo	Montana Vista	N
missing data code	61.27	25.33	144
0. No	37.32	70.67	212
1. Yes	1.41	4.00	11
N	142	225	367

\_\_\_ e. science fair

	El Cenizo	Montana Vista	N
missing data code	61.27	25.33	144
0. No	33.10	72.89	211
1. Yes	5.63	1.78	12
N	142	225	367

\_\_\_ f. music and art

	El Cenizo	Montana Vista	N
missing data code	61.27	25.33	144
0. No	32.39	63.56	189
1. Yes	6.34	11.11	34
N	142	225	367

\_\_\_ g. drama

	El Cenizo	Montana Vista	N
missing data code	61.27	25.33	144
0. No	38.03	73.78	220
1. Yes	0.70	0.89	3
N	142	225	367

\_\_\_ h. student government

	El Cenizo	Montana Vista	N
missing data code	61.27	25.33	144
0. No	37.32	73.78	219
1. Yes	1.41	0.89	4
N	142	225	367

i. other (specify)

	El Cenizo	Montana Vista	N
missing data code	61.27	25.78	145
0. No	36.62	68.00	205
1. Yes	2.11	6.22	17
N	142	225	367

**ED10a. How often do you meet with your children's teachers, or participate in school activities? #/day**

	El Cenizo	Montana Vista
N	37	160
Minimum	0	0
Maximum	5	2
Mean	0.162	0.050
Variance	0.695	0.060
Standard Deviation	0.834	0.246

**ED10b. How often do you meet with your children's teachers, or participate in school activities? #/wk.**

	El Cenizo	Montana Vista
N	38	161
Minimum	0	0
Maximum	1	3
Mean	0.079	0.199
Variance	0.075	0.285
Standard Deviation	0.273	0.534

**ED10c. How often do you meet with your children's teachers, or participate in school activities? #/month**

	El Cenizo	Montana Vista
N	98	162
Minimum	0	0
Maximum	3	4
Mean	0.851	0.640
Variance	0.675	0.679
Standard Deviation	0.821	0.824

**ED11. What kinds of contacts have you had with your children's school/teachers during the past school year?**

    a. conferences (parent/teacher)

	El Cenizo	Montana Vista	N
missing data code	29.58	25.33	99
0. No	29.58	19.11	85
1. Yes	40.85	55.56	183
N	142	225	367

    b. open houses

	El Cenizo	Montana Vista	N
missing data code	28.87	25.33	98
0. No	26.76	40.89	130
1. Yes	44.37	33.78	139
N	142	225	367

    c. disciplinary meetings with teacher/principal

	El Cenizo	Montana Vista	N
missing data code	28.87	25.33	98
0. No	55.63	55.56	204
1. Yes	15.49	19.11	65
N	142	225	367

*Las Colonias del Alto Rio Bravo*

**\_\_\_ d. telephone calls**

	El Cenizo	Montana Vista	N
missing data code	28.87	25.33	98
0. No	44.37	54.22	185
1. Yes	26.76	20.44	84
N	142	225	367

**\_\_\_ e. PTO/PTA meeting**

	El Cenizo	Montana Vista	N
missing data code	28.87	25.33	98
0. No	50.00	49.33	182
1. Yes	21.13	25.33	87
N	142	225	367

**\_\_\_ f. teacher visited you**

	El Cenizo	Montana Vista	N
missing data code	28.87	25.33	98
0. No	64.08	71.56	252
1. Yes	7.04	3.11	17
N	142	225	367

**\_\_\_ g. athletic event**

	El Cenizo	Montana Vista	N
missing data code	28.87	25.33	98
0. No	66.90	68.00	248
1. Yes	4.23	6.67	21
N	142	225	367

**\_\_\_ h. cultural event**

	El Cenizo	Montana Vista	N
missing data code	28.87	25.33	98
0. No	65.49	68.44	247
1. Yes	5.63	6.22	22
N	142	225	367

**\_\_\_ i. other (specify)**

	El Cenizo	Montana Vista	N
missing data code	28.17	25.33	97
0. No	68.31	71.11	257
1. Yes	3.52	3.56	13
N	142	225	367

**ED12. What are the biggest problems for your children in doing better at school?**

	El Cenizo	Montana Vista	N
missing data code	25.35	27.11	97
1. No problems	41.55	44.44	159
2. Kids play too much	2.82	1.33	7
3. Don't know English	8.45	0.89	14
4. Hearing problems	0.00	0.44	1
6. Classes too difficult	0.70	2.22	6
8. Kids get no attention	0.00	0.89	2
9. Parents can't help kids	2.82	0.89	6
10. Watch TV	0.00	0.89	2
11. Too many children	0.00	2.22	5
12. Kids pay no attention	2.11	0.89	5
13. Communication	1.41	0.44	3
14. Unprepared teachers	2.82	1.78	8
15. Kids don't study	0.00	2.67	6
17. Illness, miss school	3.52	1.33	8
18. Peer pressure, others	3.52	3.56	13
19. Dirty schools	0.00	0.44	1
20. Cost of/no supplies	0.00	0.89	2
21. Delinquency	1.41	0.44	3
22. Transportation	1.41	0.44	3
24. Violence, fights, gangs	1.41	0.44	3
25. Systematic problems	0.70	0.00	1
26. Not enough schools	0.00	0.44	1
27. Hyper/impatient	0.00	1.78	4
28. Family problems	0.00	0.89	2
29. Unfair teachers	0.00	1.78	4
30. Epilepsy	0.00	0.44	1
<b>N</b>	<b>142</b>	<b>225</b>	<b>367</b>

**ED13. How many of your children attended preschool?**

	El Cenizo	Montana Vista
N	110	179
Minimum	0	0
Maximum	10	6
Mean	1.391	1.268
Variance	2.846	1.400
Standard Deviation	1.680	1.183

**ED14. How many of your children attend a college or university?**

	El Cenizo	Montana Vista
N	0	180
Minimum	0	0
Maximum	0	3
Mean	0	0.117
Variance	0	0.182
Standard Deviation	0	0.426

**ED9. Have You participated in a literacy class?**

	El Cenizo	Montana Vista	N
missing data code	11.27	9.78	38
0. No	67.61	72.89	260
1. Yes	21.13	17.33	69
<b>N</b>	<b>142</b>	<b>225</b>	<b>367</b>



**17. Anomie/Alienation/Locus of Control**

Please tell me for each of the following whether you strongly agree, agree, disagree, or strongly disagree.  
 <hand respondent card> Please tell me which number on this card best represents your feelings?

**AA1. There is very little individuals can do to change things in life.**

	El Cenizo	Montana Vista	N
missing data code	3.52	2.22	10
1. Strongly Agree	11.27	4.00	25
2. Agree	35.21	35.56	130
3. Neutral	11.27	9.33	37
4. Disagree	24.65	36.44	117
5. Strongly Disagree	14.08	12.44	48
<b>N</b>	<b>142</b>	<b>225</b>	<b>367</b>

*Neglect*

**AA2. The ends often justify the Means.**

	El Cenizo	Montana Vista	N
missing data code	7.04	3.11	17
1. Strongly Agree	9.86	4.44	24
2. Agree	45.07	40.00	154
3. Neutral	20.42	18.22	70
4. Disagree	14.79	28.89	86
5. Strongly Disagree	2.82	5.33	16
<b>N</b>	<b>142</b>	<b>225</b>	<b>367</b>

**AA3. Even though I am often surrounded by people, I sometimes feel very alone.**

	El Cenizo	Montana Vista	N
missing data code	0.70	3.11	8
1. Strongly Agree	13.38	5.78	32
2. Agree	38.73	40.44	146
3. Neutral	3.52	6.67	20
4. Disagree	28.17	34.22	117
5. Strongly Disagree	15.49	9.78	44
<b>N</b>	<b>142</b>	<b>225</b>	<b>367</b>

**AA4. You can always make friends if your nice to people.**

	El Cenizo	Montana Vista	N
missing data code	1.41	2.22	7
1. Strongly Agree	49.30	19.11	113
2. Agree	45.77	72.89	229
3. Neutral	0.00	1.78	4
4. Disagree	2.82	4.00	13
5. Strongly Disagree	0.70	0.00	1
<b>N</b>	<b>142</b>	<b>225</b>	<b>367</b>

**AA5. God directs my life in certain ways.**

	El Cenizo	Montana Vista	N
missing data code	0.00	1.33	3
1. Strongly Agree	50.70	27.56	134
2. Agree	44.37	61.33	201
3. Neutral	2.11	2.22	8
4. Disagree	2.82	6.22	18
5. Strongly Disagree	0.00	1.33	3
N	142	225	367

**AA6. God watches over me throughout my daily life.**

	El Cenizo	Montana Vista	N
missing data code	0.00	1.78	4
1. Strongly Agree	53.52	33.33	151
2. Agree	44.37	60.89	200
3. Neutral	1.41	1.33	5
4. Disagree	0.70	1.33	4
5. Strongly Disagree	0.00	1.33	3
N	142	225	367

**AA7. Luck is very important in my life.**

	El Cenizo	Montana Vista	N
missing data code	0.00	1.78	4
1. Strongly Agree	20.42	7.56	46
2. Agree	45.07	39.11	152
3. Neutral	6.34	7.11	25
4. Disagree	16.20	29.33	89
5. Strongly Disagree	11.97	15.11	51
N	142	225	367

**AA8. Luck is not an important part of my life..**

	El Cenizo	Montana Vista	N
missing data code	0.00	1.33	3
1. Strongly Agree	13.38	16.00	55
2. Agree	16.20	28.00	86
3. Neutral	8.45	9.33	33
4. Disagree	42.25	40.44	151
5. Strongly Disagree	19.72	4.89	39
N	142	225	367

**AA9. Working hard is the only way to get ahead in life.**

	El Cenizo	Montana Vista	N
missing data code	0.70	3.56	9
1. Strongly Agree	38.03	21.78	103
2. Agree	39.44	55.56	181
3. Neutral	3.52	4.89	16
4. Disagree	14.79	8.89	41
5. Strongly Disagree	3.52	5.33	17
N	142	225	367

**18. Time Budget**

**TB1. Before we close we would like you to tell us about a normal day in your life.**

Please tell me about yesterday <use Friday if it is a weekend interview>. Start from when you got up in the morning, and tell about each activity lasting 30 minutes or more. At about what time did you get up? What was the next major activity? <repeat until R's activity involves going to bed; probe all gaps lasting longer than 30 minutes, use additional paper if necessary>  
<use Friday if it is a weekend interview>

**TB2. Which of these activities you just described is the most important to you?**

	El Cenizo	Montana Vista	N
missing data code	4.23	3.56	14
1. Wake up	0.7	0.44	2
2. Prepare for work	0.7	0.89	3
3. Prepare kids for school	5.63	1.33	11
4. Travel to/from work	0	0.44	1
5. Look for work	0.7	0	1
6. Work-paid	10.56	18.22	56
7. Laundry/wash clothes	0.7	0.89	3
8. Gardening	0.7	2.22	6
9. Take children to school	0	3.11	7
10. Prepare meals	8.45	10.67	36
11. Eat meals	8.45	6.67	27
12. Work at home-outside	1.41	0.89	4
13. Work at home-inside	9.15	9.78	35
16. Rest	0	0.89	2
17. Watch TV	0	0.44	1
18. Pickup school children	0	0.89	2
21. Community volunteer	0	0.44	1
22. Church activities	0	0.89	2
23. Watch children	6.34	5.33	21
25. Shopping	0.7	0	1
27. Recreation with kids	12.68	12	45
28. Adult education	2.11	1.33	6
29. Reading	3.52	0.89	7
30. Visit friends/relatives	2.11	1.78	7
31. Mechanic work	0	0.44	1
32. Everthing is important	7.04	2.22	15
33. Nothing is important	2.11	0	3
34. Go to church	0	0.44	1
35. Go to school	1.41	0	2
36. Get medical attention	0.7	0.89	3
37. Exercise/sport activity	0.7	1.33	4
38. Bathe/personal groom	0	0.44	1
39. Help kids w/ school	3.52	2.67	11
40. Go to Mexico	1.41	0	2
41. Household construction	0	2.67	6
42. Hobby/craft	0	0.44	1
43. Sleep	0	0.44	1
96. other	4.23	4	15
<b>N</b>	<b>142</b>	<b>225</b>	<b>367</b>

*Las Colonias del Alto Rio Bravo*

---

**AA10. There are no right and wrong ways, only easy ways and hard ways.**

	El Cenizo	Montana Vista	N
missing data code	11.97	6.67	32
1. Strongly Agree	5.63	2.22	13
2. Agree	30.99	36.89	127
3. Neutral	23.94	26.22	93
4. Disagree	21.83	20.89	78
5. Strongly Disagree	5.63	7.11	24
N	142	225	367

**AA11. Most people with power try to take advantage of people like those living here.**

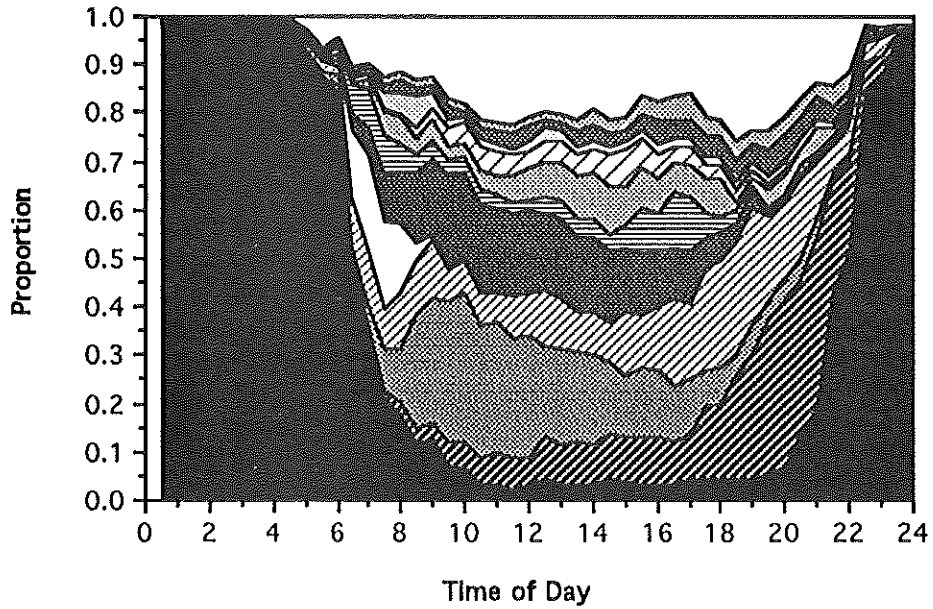
	El Cenizo	Montana Vista	N
missing data code	0.70	2.22	6
1. Strongly Agree	33.80	25.78	106
2. Agree	42.96	41.78	155
3. Neutral	6.34	18.67	51
4. Disagree	14.79	9.78	43
5. Strongly Disagree	1.41	1.78	6
N	142	225	367

**TB3. Which of these activities is the most enjoyable?**

	El Cenizo	Montana Vista	N
missing data code	3.52	3.56	13
3. Prepare kids for school	0.7	1.33	4
4. Travel to/from work	0	1.33	3
6. Work-paid	4.23	9.78	28
7. Laundry/wash clothes	0.7	0.89	3
8. Gardening	8.45	4.44	22
9. Take children to school	0	0.44	1
10. Prepare meals	9.15	5.78	26
11. Eat meals	1.41	5.33	14
12. Work at home-outside	2.82	3.11	11
13. Work at home-inside	8.45	6.67	27
16. Rest	2.11	1.78	7
17. Watch TV	11.27	8.44	35
18. Pickup school children	0	0.89	2
21. Community volunteer	0.7	0.89	3
22. Church activities	0	0.89	2
23. Watch children	2.11	6.22	17
25. Shopping	0.7	0.89	3
27. Recreation with kids	15.49	14.67	55
28. Adult education	0.7	2.22	6
29. Reading	4.23	2.22	11
30. Visit friends/relatives	2.82	3.56	12
32. Everthing is important	2.82	2.22	9
33. Nothing is important	2.11	1.78	7
34. Go to church	0	0.44	1
35. Go to school	1.41	0	2
37. Exercise/sport activity	1.41	2.22	7
39. Help kids w/ school	1.41	0.89	4
40. Go to Mexico	0.7	0	1
41. Household construction	0	0.44	1
42. Hobby/craft	1.41	0.44	3
43. Sleep	2.11	0.89	5
96. other	7.04	5.33	22
<b>N</b>	<b>142</b>	<b>225</b>	<b>367</b>

### Major Activities By Hour of Day accounting for > 5% of 30-minute activities

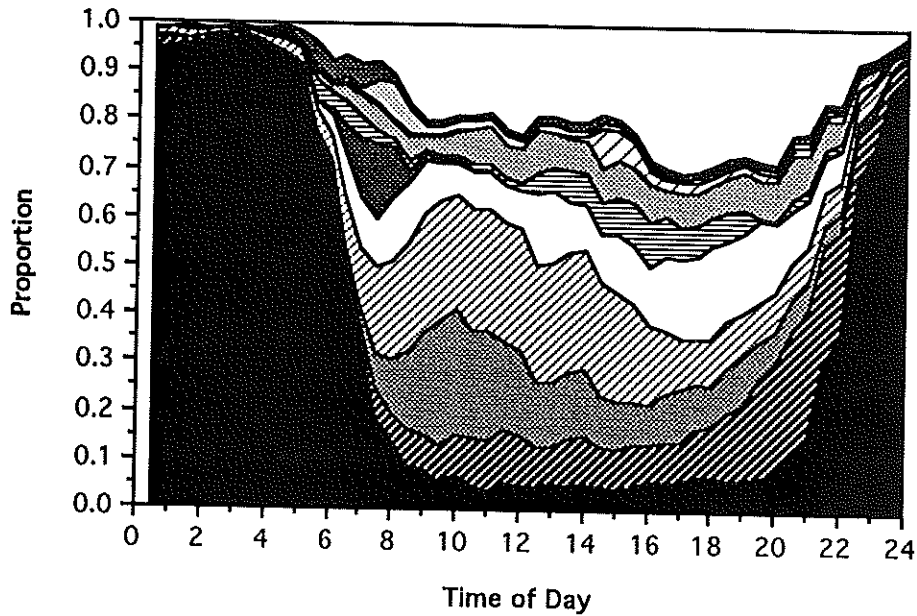
El Cenizo colonia area



- |                     |                         |
|---------------------|-------------------------|
| Play with kids      | Paid work               |
| Watch kids          | Prepare kids for school |
| Take kids to school | Eat meals               |
| Laundry             | Work -inside home       |
| Other               | Watch T.V.              |
| Prepare meals       | Sleep                   |

### Major Activities By Hour of Day accounting for > 5% of 30-minute activities

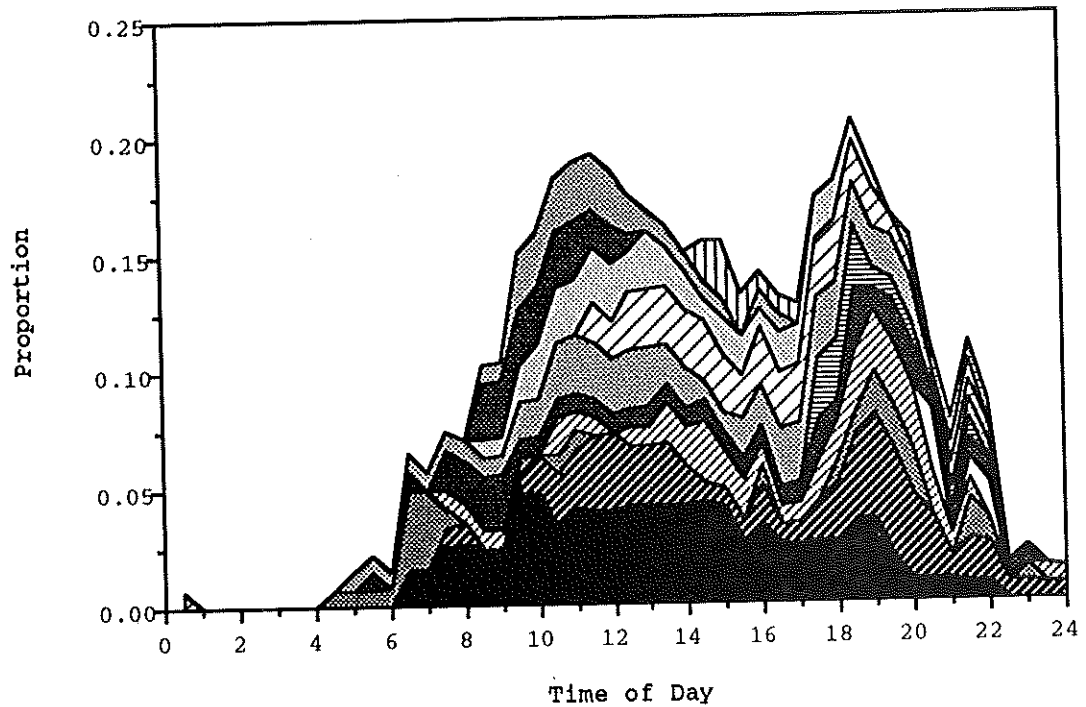
Montana Vista colonia areas



- |                           |                     |
|---------------------------|---------------------|
| ■ Prepare for work        | □ Eat meals         |
| ■ Take kids to school     | ▨ Paid work         |
| ▨ Pick-up school kids     | ▨ Work -inside home |
| ▨ Other                   | ▨ Watch T.V.        |
| ▨ Prepare meals           | ■ Sleep             |
| ■ Prepare kids for school |                     |

## Minor Activities By Hour of Day accounting for >2% and < 5% of 30-minute activities

El Cenizo colonia area

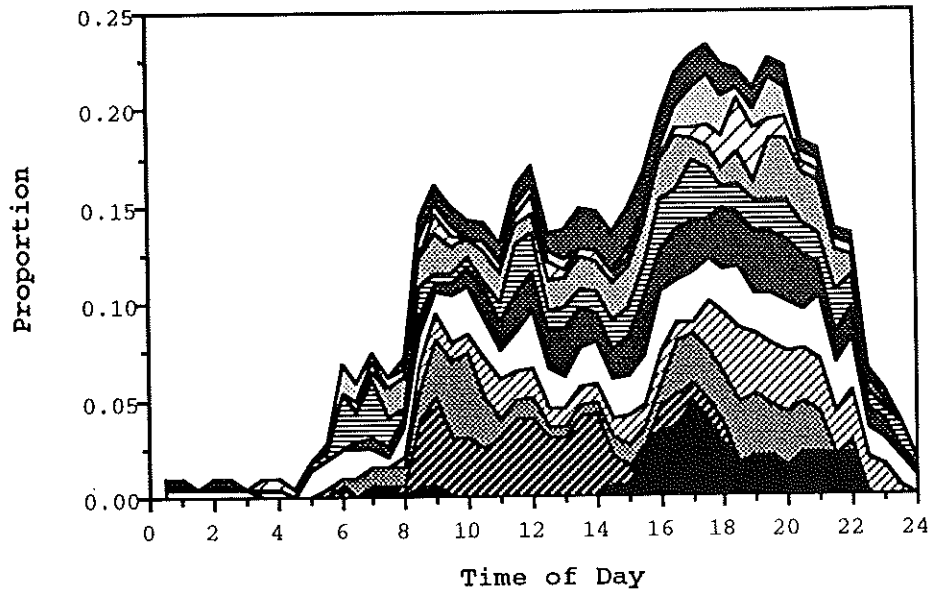


- |                       |                     |
|-----------------------|---------------------|
| Pick up kids          | Travel to/from work |
| Get medical attention | Prepare for bed     |
| Adult education       | Rest                |
| Work in yard          | Bathe/groom         |
| Go to Mexico          | Visit friends       |
| Shopping              | Gardening           |
| Help kids w/ school   |                     |



### Minor Activities By Hour of Day accounting for >2% and < 5% of 30-minute activities

Montana Vista colonia areas



- |                         |                  |
|-------------------------|------------------|
| ■ Get medical attention | □ Bath/groom     |
| ▨ Gardening             | ▧ Rest           |
| ▩ Shopping              | ▦ Work in yard   |
| ▪ Watch kids            | ▨ Laundry        |
| ▬ Travel to/from work   | ■ Play with kids |
| ■ Visit friends         |                  |

19. Demographics

D1. <Observation ONLY> Ethnicity?

	El Cenizo	Montana Vista	N
missing data code	0	1.33	3
1. Hispanic	100	94.67	355
2. Anglo	0	3.56	8
3. Black	0	0.44	1
4. other	0	0	0
N	142	225	367

D2. What is your marital status?

	El Cenizo	Montana Vista	N
missing data code	0	1.33	3
1. Married	73.24	82.67	290
2. Single	7.04	6.67	25
3. Divorced/Separated	14.79	4.44	31
4. Widow (er)	4.93	4.44	17
5. other	0.00	0.44	1
N	142	225	367

D3. How many people live in this household?

	El Cenizo	Montana Vista
N	142	222
Minimum	1	1
Maximum	15	12
Mean	5.472	4.545
Variance	5.854	3.534
Standard Deviation	2.419	1.887

D4. How many adults (16 yrs or older) live in this household?

	El Cenizo	Montana Vista
N	142	222
Minimum	0	1
Maximum	10	6
Mean	2.683	2.446
Variance	1.991	0.954
Standard Deviation	1.411	0.977

D5. How many of the people that live here were born in the U.S.?

	El Cenizo	Montana Vista
N	140	223
Minimum	0	0
Maximum	14	7
Mean	3.264	2.713
Variance	5.707	2.557
Standard Deviation	2.389	1.599

D6. How many of the people that live here were born in Mexico?

	El Cenizo	Montana Vista
N	131	217
Minimum	0	0
Maximum	10	10
Mean	2.511	1.889
Variance	4.498	2.404
Standard Deviation	2.121	1.551

D7. What is the occupation of the main wage earner in your household?

<Indicate primary(1) secondary(2) and additional occupations(3-10) by numbers>

— Agricultural Worker-Local Only

	El Cenizo	Montana Vista	N
missing data code	0.00	1.33	3
0. No	97.18	98.22	359
1. Primary occupation	2.82	0.44	5
N	142	225	367

— Agricultural Worker-Migrant

	El Cenizo	Montana Vista	N
missing data code	0.00	1.33	3
0. No	97.18	98.67	360
1. Primary occupation	2.82	0.00	4
N	142	225	367

— Agricultural Worker-Non-field labor

	El Cenizo	Montana Vista	N
missing data code	0.00	1.33	3
0. No	98.59	98.67	362
1. Primary occupation	1.41	0.00	2
N	142	225	367

— Construction Worker

	El Cenizo	Montana Vista	N
missing data code	0.00	1.33	3
0. No	92.96	94.22	344
1. Primary occupation	7.04	4.44	20
N	142	225	367

— Construction-Carpenter

	El Cenizo	Montana Vista	N
missing data code	0.00	1.33	3
0. No	92.25	92.89	340
1. Primary occupation	7.75	5.78	24
N	142	225	367

— Construction-Electricians

	El Cenizo	Montana Vista	N
missing data code	0.00	1.33	3
0. No	100.00	97.33	361
1. Primary occupation	0.00	1.33	3
N	142	225	367

— Construction-Painter

	El Cenizo	Montana Vista	N
missing data code	0.00	1.33	3
0. No	99.30	98.22	362
1. Primary occupation	0.70	0.44	2
N	142	225	367

— Construction-Plumber

	El Cenizo	Montana Vista	N
missing data code	0.00	1.33	3
0. No	97.89	97.78	359
1. Primary occupation	2.11	0.89	5
N	142	225	367

\_\_\_ Day care Worker

	El Cenizo	Montana Vista	N
missing data code	0.00	1.33	3
0. No	98.59	98.22	361
1. Primary occupation	1.41	0.44	3
N	142	225	367

\_\_\_ Dock Worker

	El Cenizo	Montana Vista	N
missing data code	0.00	1.33	3
0. No	99.30	98.67	363
1. Primary occupation	0.70	0.00	1
N	142	225	367

\_\_\_ Factory Worker

	El Cenizo	Montana Vista	N
missing data code	0.00	1.33	3
0. No	94.37	78.22	310
1. Primary occupation	5.63	20.44	54
N	142	225	367

\_\_\_ Homemaker

	El Cenizo	Montana Vista	N
missing data code	0.00	1.33	3
0. No	96.48	98.22	358
1. Primary occupation	3.52	0.44	6
N	142	225	367

\_\_\_ Janitor/Custodian/Maids

	El Cenizo	Montana Vista	N
missing data code	0.00	1.33	3
0. No	93.66	89.78	335
1. Primary occupation	6.34	8.89	29
N	142	225	367

\_\_\_ Mechanic

	El Cenizo	Montana Vista	N
missing data code	0.00	1.33	3
0. No	96.48	94.67	350
1. Primary occupation	3.52	4.00	14
N	142	225	367

\_\_\_ Police/firemen and other civil servants

	El Cenizo	Montana Vista	N
missing data code	0.00	1.33	3
0. No	99.30	96.89	359
1. Primary occupation	0.70	1.78	5
N	142	225	367

*Las Colonias del Alto Rio Bravo*

— Professional (doctor, lawyer, teacher, engineer)

	El Cenizo	Montana Vista	N
missing data code	0.00	1.33	3
0. No	99.30	96.00	357
1. Primary occupation	0.70	2.67	7
N	142	225	367

— Sales Retail

	El Cenizo	Montana Vista	N
missing data code	0.00	1.33	3
0. No	93.66	95.11	347
1. Primary occupation	6.34	3.56	17
N	142	225	367

— Service (Taxi drivers, , waiters/ess, chauffeurs)

	El Cenizo	Montana Vista	N
missing data code	0.00	1.33	3
0. No	90.14	93.78	339
1. Primary occupation	9.86	4.89	25
N	142	225	367

— Truck driver

	El Cenizo	Montana Vista	N
missing data code	0.00	1.33	3
0. No	92.96	94.22	344
1. Primary occupation	7.04	4.44	20
N	142	225	367

— Other(including retired & disabled)

	El Cenizo	Montana Vista	N
missing data code	95.07	96.44	352
0. No	0.70	0.00	1
1. Primary occupation	4.23	3.56	14
N	142	225	367

D8. Which occupation do you hope to do in the future?

	El Cenizo	Montana Vista	N
missing data code	14.08	12.89	49
None/Not applicable	35.21	8.00	68
Professional	13.38	17.33	58
Other White Collar	12.68	21.78	67
Civil servant	0.00	2.67	6
Craftsman	4.23	5.33	18
Semi-skilled	2.82	3.11	11
Unskilled	4.93	8.44	26
Homemaker	6.34	13.33	39
learn English	4.23	4.00	15
Go to school	2.11	3.11	10
N	142	225	367

**D9. Which occupation does your spouse hope to do?**

	El Cenizo	Montana Vista	N
missing data code	33.80	32.89	122
None/Not applicable	29.58	7.11	58
Professional	4.93	12.44	35
Other White Collar	7.04	9.78	32
Civil servant	0.70	1.78	5
Craftsman	7.04	8.44	29
Semi-skilled	3.52	4.89	16
Unskilled	4.93	16.44	44
Homemaker	5.63	4.00	17
learn English	1.41	0.44	3
Go to school	1.41	1.78	6
<b>N</b>	<b>142</b>	<b>225</b>	<b>367</b>

**D10. Which do you hope your children will be able to do?**

	El Cenizo	Montana Vista	N
missing data code	14.08	17.78	60
None/Not applicable	1.41	0.44	3
Professional	50.70	49.33	183
Other White Collar	10.56	8.44	34
Civil servant	2.11	2.67	9
Craftsman	3.52	0.44	6
Semi-skilled	1.41	0.00	2
Unskilled	0.00	0.00	0
Homemaker	0.70	0.00	1
Whatever Child Chooses	14.79	18.22	62
learn English	0.70	0.00	1
Go to school	0.00	2.67	6
<b>N</b>	<b>142</b>	<b>225</b>	<b>367</b>

<Prompt with categories below if required, the level of completed education for respondent and spouse>

- Elementary school
- Junior High School
- High School
- College

NOTE: Vocational/Technical and G.E.D. variables eliminated for table below.

**D11. How many years of schooling have you completed?**

	El Cenizo	Montana Vista
N	141	223
Minimum	0	0
Maximum	16	18
Mean	6.752	8.924
Variance	16.259	14.683
Standard Deviation	4.032	3.832

**D12. How many years of school has your spouse completed?**

	El Cenizo	Montana Vista
N	117	188
Minimum	0	0
Maximum	18	18
Mean	6.692	8.612
Variance	19.370	15.640
Standard Deviation	4.401	3.955

**D13. What is your monthly income?**

	El Cenizo	Montana Vista
N	131	209
Minimum	0	0
Maximum	2800	3500
Mean	596.168	965.053
Variance	239015.725	344042.502
Standard Deviation	488.892	586.551

**D14. Do you send any of this money to your family that does not live with you?**

If no record zero, else ask about how much?

	El Cenizo	Montana Vista
N	92	188
Minimum	0	0
Maximum	300	200
Mean	17.652	8.883
Variance	2639.658	759.441
Standard Deviation	51.378	27.558

**D15. How old are you?**

	El Cenizo	Montana Vista
N	142	219
Minimum	18	16
Maximum	80	76
Mean	39.070	38.393
Variance	165.896	136.396
Standard Deviation	12.880	11.679

**EMPL. As of today is the primary provider in this household employed?**

	El Cenizo	Montana Vista	N
missing data code	0.00	3.56	8
0. No	35.21	12.89	79
1. Yes	60.56	76.89	259
2. Retired	1.41	3.11	9
3. Disabled	2.82	3.56	12
N	142	225	367

**PHONE. Do you have a telephone?**

	El Cenizo	Montana Vista	N
missing data code	0.00	3.11	7
0. No	40.85	16.00	94
1. Yes	59.15	80.89	266
N	142	225	367

**TV. If not able to see during interview ask, do you have a television (TV)?**

	El Cenizo	Montana Vista	N
missing data code	0.00	0.89	2
0. No	2.82	0.89	6
1. Yes	97.18	98.22	359
N	142	225	367

**CABLE. If yes, will you subscribe to cable television when it is installed in the colonia?**

	El Cenizo	Montana Vista	N
missing data code	9.86	4.44	24
0. No	42.25	76.00	231
1. Yes	47.89	19.56	112
N	142	225	367

**RSEX. Without asking, please record gender of respondent.**

	El Cenizo	Montana Vista	N
missing data code	0.00	0.00	0
0. Male	21.13	30.22	98
1. Female	78.87	69.78	269
N	142	225	367

**HHTYPE. Note without asking the type of housing unit.**

	El Cenizo	Montana Vista	N
missing data code	100.00	3.56	150
1. Frame house	0.00	16.00	36
2. Brick house	0.00	32.89	74
3. house trailer	0.00	46.67	105
4. RV/Trailer	0.00	0.89	2
N	142	225	367



**Appendix B: Spanish Translation of Questionnaire**

Note this questionnaire was read by a bilingual interviewer and was not presented to the respondents. Therefore, we believe the lack of appropriate accent marks will have limited impact on the responses of the respondents.

Interviewers recorded sampling information here.

Bueno(a)s dias (tardes), mi nombre es \_\_\_\_\_. Trabajo de parte de la Texas A&M University. Estamos investigando las condiciones que existen en las colonias en el sur de Texas y evaluando maneras en como mejorar las condiciones de vida en general que existen. Haganos el favor de asistirnos en nuestros esfuerzos para encontrar maneras de ayudar los residentes viviendo en las colonias.

Es esta una residencia particular? <if no quit, else continue> Y N  
Podria hablar con el (la) esposo(a) (o padre/madre ) del hogar quien tenga el cumpleanos mas reciente? <please print name of person>

age? <from back of q'aire> \_\_\_\_\_

Disposition

- \_\_\_ Completed interview
- \_\_\_ Not a residence
- \_\_\_ clearly a Migrant household
- \_\_\_ No Head of household available
- \_\_\_ interview terminated within
- \_\_\_ impaired respondent
- \_\_\_ refused interview

### Cuestionario Sobre las Colonias

G1. Cuales son los mejores aspectos de vivir en las colonias? <record all responses given>

\_\_\_\_\_  
\_\_\_\_\_

G2. Cuales son los problemas mas serios en su comunidad? <record all responses given>

\_\_\_\_\_  
\_\_\_\_\_

G3. Cuales son los problemas mas serios en su familia/ domicilio? <record all responses given>

\_\_\_\_\_  
\_\_\_\_\_

G4. Al revisar este ano pasado, cuales son las mejores cosas que han ocurrido para la colonia?

\_\_\_\_\_  
\_\_\_\_\_

G5. Cuales han sido las mejores ocurrencias para su familia?

\_\_\_\_\_  
\_\_\_\_\_

G6. Al revisar este ano pasado, cuales son las peores cosas que han ocurrido para la colonia?

\_\_\_\_\_  
\_\_\_\_\_

#### Ventajas de las Colonias

Estamos muy interesados en las razones por las cuales usted decidio vivir aqui en vez de otro lugar. <hand respondent Card> Para cada una de las siguientes razones favor de indicarme si usted esta muy de acuerdo, de acuerdo, neutro, en contra de o muy en contra de. Una razon muy importante por escoger esta colonia es...

B1. La falta de viviendas a su alcance economico en las ciudades cercanas.

1)MDA      2)DA      3)N      4)EC      5)MEC

B2. El precio mas barato de terrenos en esta colonia en comparacion a las ciudades cercanas o pueblos.

1)MDA      2)DA      3)N      4)EC      5)MEC

B4. El hecho que nadie le dice que puede hacer o no hacer cuando uno vive en una colonia.

1)MDA      2)DA      3)N      4)EC      5)MEC

B5. Para estar con o cerca a un pariente o amigo que vive en esta colonia.

1)MDA      2)DA      3)N      4)EC      5)MEC

B6. La proximidad a su trabajo que da esta colonia.

1)MDA      2)DA      3)N      4)EC      5)MEC

B8. El precio mas bajo de construir una casa en esta colonia.

1)MDA      2)DA      3)N      4)EC      5)MEC

B9. Porque usted ha vivido en una colonia antes.

1)MDA      2)DA      3)N      4)EC      5)MEC

- B10. Porque usted ya conocia a personas que viven aqui.  
 1)MDA      2)DA      3)N      4)EC      5)MEC
- B11. Porque usted nacio en esta colonia.  
 1)MDA      2)DA      3)N      4)EC      5)MEC
- B12. Porque es mejor vivir aqui que donde antes vivia.  
 1)MDA      2)DA      3)N      4)EC      5)MEC

Problemas de Vivir en la Colonia

Favor de indicar para cada una de las siguientes si usted esta muy de acuerdo, de acuerdo, neutro, en contra de o muy en contra de...

- P1. La falta de agua potable es un problema menor para la gente de esta colonia..  
 1)MDA      2)DA      3)N      4)EC      5)MEC
- P2. La falta de drenaje es un problema serio para la gente de esta colonia.  
 1)MDA      2)DA      3)N      4)EC      5)MEC
- P3. La manera en que los oficiales elegidos representan a la gente de esta colonia es un verdadero problema.  
 1)MDA      2)DA      3)N      4)EC      5)MEC
- P4. La falta de liderismo entre la gente de la colonia es un problema para los que viven aqui.  
 1)MDA      2)DA      3)N      4)EC      5)MEC
- P5. Los residentes no se preocupan por el bienestar de la colonia.  
 1)MDA      2)DA      3)N      4)EC      5)MEC
- P6. Los oficiales de la ciudad no se preocupan suficientemente por la colonia.  
 1)MDA      2)DA      3)N      4)EC      5)MEC
- P7. La falta de calles pavimentadas y drenaje es un problema menor.  
 1)MDA      2)DA      3)N      4)EC      5)MEC
- P8. La falta de recursos economicos para mejorar su casa es un problema serio para su familia.  
 1)MDA      2)DA      3)N      4)EC      5)MEC
- P9. Los comisionados del condado no se preocupan suficientemente por la colonia.  
 1)MDA      2)DA      3)N      4)EC      5)MEC
- P10. La falta de entrenamiento para mejor empleo es un problema.  
 1)MDA      2)DA      3)N      4)EC      5)MEC
- P11. La falta de empleo es una preocupacion mayor para residentes aqui.  
 1)MDA      2)DA      3)N      4)EC      5)MEC

Servicios de Uso Humano

Recibe usted o un miembro de su familia/domicilio...

- |   |   |   |
|---|---|---|
| HS1. Estampillas para comida?   | S | N |
| HS2. Asistencia para pagar servicios electricos (HEAP)?   | S | N |
| HS3. Ayuda financiera para hogares con ninos dependientes (AFDC)?   | S | N |
| HS4. Medicaid (Ayuda Medica)?   | S | N |
| HS5. Servicios en el hogar para ancianos o adultos incapacitados?<br>(incluye enfermeras o ayudantes en casa o comidas llevadas a casa) | S | N |

- |   |   |   |
|---|---|---|
| HS6. Servicios Para Apoyar la Familia?  | S | N |
| HS7. Servicios para la proteccion de menores?<br>(incluyendo hogares para ninos, servicios de adopcion y reportes de abuso o negligencia) | S | N |
| HS8. Servicios de Alimentacion?<br>(incluyendo comidas en la escuela, leche para bebes y distribucion de comodidades)                     | S | N |
| HS9. Ayuda residencial provisionaria para adultos o menores por causa de violencia en la familia o como proteccion contra violencia?      | S | N |

Idiomas

L1. Usualmente que idioma se habla en casa?  
 espanol      ingles ambos (Cual predomina?)      Otros

L2. Que tan bien habla ingles usted (y los otros adultos en casa)?

0	1	2	3	4	5	6	7	8	9	10
No se habla		Muy mal		Mal		Bien		Muy bien		Perfectamente

L3. lee en ingles?

0	1	2	3	4	5	6	7	8	9	10
No se lee		Muy mal		Mal		Bien		Muy bien		Perfectamente

L4. lee en espanol?

0	1	2	3	4	5	6	7	8	9	10
No se lee		Muy mal		Mal		Bien		Muy bien		Perfectamente

L5. escribe en ingles?

0	1	2	3	4	5	6	7	8	9	10
No se escribe	Muy mal			Mal		Bien		Muy bien		Perfectamente

L6. escribe en espanol?

0	1	2	3	4	5	6	7	8	9	10
No se escribe	Muy mal			Mal		Bien		Muy bien		Perfectamente

Salud

H1. Cuantos de su familia han tenido tuberculosis cuando en Texas? \_\_\_\_\_  
 H1a. A que edad contrajeron el Tuberculosis? \_\_\_\_\_

H2. Cuantos de su familia han tenido hepatitis cuando en Texas? \_\_\_\_\_  
 H2a. A que edad contrajeron hepatitis? \_\_\_\_\_

H3. Cuantos de su familia has sufrido diarrea en el ano pasado? \_\_\_\_\_

H4. Cuantas personas en su familia se han enfermado suficientemente que tuvieron que faltar al trabajo o a la escuela la semana pasada? \_\_\_\_\_

H5. Cuantos de su familia se han vacunado contra...  
 a. la polio? \_\_\_\_\_  
 b. dipteria/pertosis/tetano (DPT) \_\_\_\_\_  
 c. sarampion/parotidas/viruella (MMR) \_\_\_\_\_  
 d. catarro/gripe \_\_\_\_\_

H6. Ha sufrido alguien en su familia una herida o enfermedad seria durante este ano pasado sin ver a un medico? S                      N

H6a. Que fue la herida o enfermedad? \_\_\_\_\_

H6b. Cuantas veces ocurrio (cada enfermedad o herida) \_\_\_\_\_

H7. Cuantas personas en su hogar sufren las siguientes condiciones? <if they exist in the household ask> Come se les esta tratando? <e.g., bajo el cargo de un medico: visitas regulares, medicinas prescritas, etc.. = Y> bajo cargo de medico? (s/n)

- \_\_\_ a. artritis \_\_\_\_\_
- \_\_\_ b. asma \_\_\_\_\_
- \_\_\_ c. problemas vertebrales \_\_\_\_\_
- \_\_\_ d. cancer \_\_\_\_\_
- \_\_\_ e. diabetis \_\_\_\_\_
- \_\_\_ f. emfasima \_\_\_\_\_
- \_\_\_ g. problemas urinarias \_\_\_\_\_
- \_\_\_ h. sordura (con aparatos amplificantes) \_\_\_\_\_
- \_\_\_ i. problemas del corazon \_\_\_\_\_
- \_\_\_ j. presion alta de la sangre \_\_\_\_\_
- \_\_\_ k. apoplejia (cerebral) \_\_\_\_\_
- \_\_\_ l. problemas de la vista que requieren lentes \_\_\_\_\_

H8. Ha habido partos en su familia este ano pasado? S                      N

H8a. Donde recibio cuidado durante el embarazo la madre?

- \_\_\_ No recibio cuidado
- \_\_\_ Asistio clases de parto en un centro
- \_\_\_ La madre fue atendida por una partera
- \_\_\_ Fue atendida en una clinica
- \_\_\_ Fue atendida por su medico personal

H8b. Donde nacio el bebe?

- \_\_\_ En casa
- \_\_\_ Con la partera
- \_\_\_ En la clinica
- \_\_\_ En el hospital
- \_\_\_ En otro lugar/sin medico

H8c. Hubo complicaciones serias para la madre o el bebe? S                      N

H8d. Cuales? \_\_\_\_\_

H9. Tiene pendientes notas medicas sin pagar en su domicilio? S                      N

H10. Por lo general, donde recibe atencion medica? (check all that apply)

- \_\_\_ a. En los Estados Unidos de un curandero, sobador or partera
- \_\_\_ b. En los Estados Unidos de un medico
- \_\_\_ c. En los Estados Unidos en una clinica
- \_\_\_ d. En los Estados Unidos en un cuarto de emergencia
- \_\_\_ e. En los Estados Unidos de otro recurso no nombrado anteriormente

- \_\_\_ f. En Mexico de un curandero, sobador or partera
- \_\_\_ g. En Mexico de un medico
- \_\_\_ h. En Mexico en una clinica
- \_\_\_ i. En Mexico en un cuarto de emergencia
- \_\_\_ j. En Mexico de otro recurso no nombrado anteriormente

H11. Ha habido muertes en su familia/domicilio este ano? S N  
 H11a. Favor de indicar la edad del difunto al morir? \_\_\_\_\_  
 H11b. Seria tan amable de indicarme si la muerte fue causada por un accidente o enfermedad?

Accidente
Enfermedad
Violencia (respuesta espontanea)
Otra causa

**Favor de aceptar nuestras sinceras condolencias!**

Asimilizacion Social

A1. Cuantos anos han vivido usted y su familia en Texas? \_\_\_\_\_ anos

A2. Cuantos adultos en su domicilio tienen permiso de conducir de Texas? \_\_\_\_\_

A3. Es usted dueño de un coche, camioneta o vehiculo? S N

A3a. Esta registrado en Texas el vehiculo? S N

A4. Tiene usted una cuenta en un banco? S N

A5. Esta usted registrado(a) para votar? S N

A6. En que distrito escolar estan inscritos sus hijos? \_\_\_\_\_

Empleo

E1. Cuantos de los adultos de dieciseis anos o mas en su domicilio y que no asisten la escuela tienen empleo? \_\_\_\_\_

E2. Cuantos de los hijos menores de dieciseis trabajan por sueldo fuera de casa? \_\_\_\_\_

E3. Cuantos empleos tiene el proveedor principal del domicilio? \_\_\_\_\_

E4. Cuantas horas por semana trabaja el proveedor principal? \_\_\_\_\_

E5. Durante este ano pasado, cuantas semanas trabajo el proveedor principal? \_\_\_\_\_

E5a. En cuantos diferentes empleos o empleadores? \_\_\_\_\_

E7. Trabajo el proveedor principal la semana pasada? 1) S 2) N

Liderismo:

CL1. Ha organizado usted a la gente de su vecindad para hacer cosas a favor de la comunidad? (enter zero if no) Cuantas horas por semana? \_\_\_\_\_

CL2. Hay personas en su vecindad o comunidad que toman la responsabilidad de organizar actividades o trabajos para la comunidad? S N

CL3. Cuantas de estas personas conoce usted? \_\_\_\_\_

CL5. Que tan bien conoce usted a sus representantes y politicos locales?

0 1 2 3 4 5 6 7 8 9 10  
No Muy mal Mal Bien Muy bien  
Perfectamente

Sistemas de Informacion:

N1. Cuantas personas en su comunidad conoce usted que le pueden proveer informacion acerca de...?

- a. servicios medicos/salubridad \_\_\_\_\_
- b. asuntos relacionados al parto \_\_\_\_\_
- c. preocupaciones en el parentezco (como disciplinar, etc.) \_\_\_\_\_
- d. actividades comunitarias (prevencion de crimen, limpieza, etc.) \_\_\_\_\_
- f. servicios de emergencia (bomberos, policia, inundaciones, etc.) \_\_\_\_\_
- g. habilidades vocacionales (carpinteria, costura, etc.) \_\_\_\_\_
- h. programas de alimentacion y nutricion \_\_\_\_\_
- i. informacion sobre la imigracion \_\_\_\_\_
- j. informacion acerca de agricultura \_\_\_\_\_
- k. servicios bancarios (prestamos, bancos, etc.) \_\_\_\_\_
- l. la honradez de prestadores y prestamos personales \_\_\_\_\_

Apoyo Social:

SS1. Aproximadamente a cuantas personas de su vecindad/colonia saluda cada dia? \_\_\_\_\_

SS2. Cuantos amigos y vecinos tiene en su comunidad/vecindad? \_\_\_\_\_

SS3. Con que frecuencia se reunen? \_\_\_#/dia, \_\_\_#/semana, \_\_\_#/mes

SS4. Cuantas personas hay en su vecindad/comunidad (que no viven en su domicilio) que estan dispuestos a...

- a. cuidar a sus ninos \_\_\_\_\_
- b. pedir prestado abarrotes \_\_\_\_\_
- c. prestarle dinero por un tiempo corto \_\_\_\_\_
- d. ayudarle si tiene usted problemas serios \_\_\_\_\_

SS4e. Estas personas que estan dispuestas a ayudarle son miembros de la familia imediata, parientes, vecinos, amigos u otras personas en la comunidad? <check all that apply>

- \_\_\_\_\_ familia imediata (padre, madre, hermanos)
- \_\_\_\_\_ otros parientes (abuelos, tios, tias, primos, suegros)
- \_\_\_\_\_ vecinos
- \_\_\_\_\_ amigos
- \_\_\_\_\_ otras personas en la comunidad

SS5. Cuantas personas vendrian a usted por su ayuda si..

- a. necesitaran alguien para cuidar sus hijos \_\_\_\_\_
- b. necesitaran pedir prestado abarrotes \_\_\_\_\_
- c. necesitaran pedir prestado dinero por un tiempo corto \_\_\_\_\_
- d. tenian problemas serios \_\_\_\_\_

SS5e. Estas personas que vendrian a usted para obtener su ayuda son...?<check all that apply>

- \_\_\_\_\_ familia imediata (padre, madre, hermanos)
- \_\_\_\_\_ otros parientes (abuelos, tios, tias, primos, suegros)
- \_\_\_\_\_ vecinos
- \_\_\_\_\_ amigos
- \_\_\_\_\_ otras personas en la comunidad

Influyentes en el Hacer Decisiones:

Favor de indicar si usted esta muy de acuerdo, de acuerdo, nuetro, en contra o muy entra de las siguientes. Que numero indica mejor sus sentimientos? <hand respondent card>

DM1. En cuanto a las decisiones en la comunidad que le afectan a usted y a su familia, aquellos que hacen estas decisiones toman sus preocupaciones en serio.

1)MDA      2)DA      3)N      4)EC      5)MEC

DM2. Su familia y usted han hecho contribuciones importantes a la colonia en este ano pasado.

1)MDA      2)DA      3)N      4)EC      5)MEC

DM4. Usted y su familia han podido influir decisiones locales en cuanto a esta colonia.

1)MDA      2)DA      3)N      4)EC      5)MEC

El Sentimiento de Comunidad de La Colonia

SC1. La gente de esta vecindad toma mucho orgullo en la colonia.

1)MDA      2)DA      3)N      4)EC      5)MEC

SC2. Usted y su esposo(a) sienten mucho orgullo hacia esta colonia.

1)MDA      2)DA      3)N      4)EC      5)MEC

SC4. Usted y su familia estan comodoss con la manera en que se vive en esta colonia.

1)MDA      2)DA      3)N      4)EC      5)MEC

SC5. La gente de esta colonia comparte basicamente los mismos valores.

1)MDA      2)DA      3)N      4)EC      5)MEC

SC6. A usted y su familia les gusta mucho esta colonia, les gusta vivir aqui.

1)MDA      2)DA      3)N      4)EC      5)MEC

SC7. La gente de esta colonia se cuida el uno al otro.

1)MDA      2)DA      3)N      4)EC      5)MEC

SC8. El futuro de la gente de esta colonia es bueno.

1)MDA      2)DA      3)N      4)EC      5)MEC

SC9. Usted y sus vecinos han vivido muchas de las mismas experiencias.

1)MDA      2)DA      3)N      4)EC      5)MEC

SC11. El futuro de su familia es semejante al de otras familias de esta colonia.

1)MDA      2)DA      3)N      4)EC      5)MEC

Identidad/Imagen de la Colonia:

II. Cuando la gente le pregunta donde vive usted que les responde usted en cuanto al nombre de la vecindad? \_\_\_\_\_



I2. Sus amigos piensan que (<fill in from above> esta colonia) es un lugar bueno donde vivir.

1)MDA      2)DA      3)N      4)EC      5)MEC

Desarrollo de Habilidades

Favor de indicar si usted esta muy de acuerdo, de acuerdo, neutro, en contra o muy en contra de las siguientes. Que numero indica mejor sus sentimientos? En su opinion, la gente necesita clases de (o para)... <hand respondent card>

SD1. enseñar a leer.

1)MDA      2)DA      3)N      4)EC      5)MEC

SD2. ingles.

1)MDA      2)DA      3)N      4)EC      5)MEC

SD3. nutricion.

1)MDA      2)DA      3)N      4)EC      5)MEC

SD4. obtener licencia de conducir.

1)MDA      2)DA      3)N      4)EC      5)MEC

SD5. ser mejores padres o de parentesco.

1)MDA      2)DA      3)N      4)EC      5)MEC

SD6. pre-parto.

1)MDA      2)DA      3)N      4)EC      5)MEC

SD7. mejorar el empleo (clases como mecanografia, dibujo/diseño, carpintería y plomería).

1)MDA      2)DA      3)N      4)EC      5)MEC

SD8. ciencias del hogar (clases como costura, clases de como enlatar comidas o como cultivar un jardín).

1)MDA      2)DA      3)N      4)EC      5)MEC

SD9. preparacion para desastres tales como huracanes o inundaciones.

1)MDA      2)DA      3)N      4)EC      5)MEC

SD10. como hacer casas que previenen danos en emergencias (como inundaciones, huracanes e incendios).

1)MDA      2)DA      3)N      4)EC      5)MEC

SD11. como construir casas que son mas economicas y eficientes en el uso de energia.

1)MDA      2)DA      3)N      4)EC      5)MEC

SD12. como no usar tanta agua.

1)MDA      2)DA      3)N      4)EC      5)MEC

SD13. como hacer un mejor trabajo en su empleo.

1)MDA      2)DA      3)N      4)EC      5)MEC

SD14. Cuales de estas clases estaria dispuesto a asistir? <mark all mentioned spontaneously>

\_\_\_ a. clases que enseñan a leer

\_\_\_ b. clases de ingles

\_\_\_ c. clases de nutricion

\_\_\_ d. clases de preparacion para recibir un permiso para conducir

\_\_\_ e. clases sobre como ser mejor padre/madre

- \_\_\_ f. clases de embarazo o pre-parto
- \_\_\_ g. clases vocacionales
- \_\_\_ h. clases de ciencia de hogar
- \_\_\_ i. clases de preparacion para emergencias
- \_\_\_ j. clases de construccion para edificios resistentes a desastres
- \_\_\_ k. clases de construccion de edificios mas eficientes
- \_\_\_ l. clases acerca de como usar menos agua
- \_\_\_ m. clases acerca de su profesion o carrera
- \_\_\_ n. otras clases (favor de especificar) \_\_\_\_\_

Educacion

ED1. Por lo general, es dificil motivar a los ninos a asistir a la escuela.

1)MDA      2)DA      3)N      4)EC      5)MEC

ED2. Los ninos de esta colonia parecen verdaderamente gozar de la escuela.

1)MDA      2)DA      3)N      4)EC      5)MEC

ED3. A sus ninos les gusta ir a la escuela.

1)MDA      2)DA      3)N      4)EC      5)MEC

ED4. Sus ninos parecen tener el mismo nivel de exito que los demas en la escuela.

1)MDA      2)DA      3)N      4)EC      5)MEC

ED5. Sus ninos parecen siempre batallar con la tarea.

1)MDA      2)DA      3)N      4)EC      5)MEC

ED6. A usted le gustaria poder mejor ayudar a sus hijos con la tarea.

1)MDA      2)DA      3)N      4)EC      5)MEC

ED7. En cuantas actividades extracurriculares participan sus hijos? \_\_\_\_\_

ED8. En que tipos de actividades escolares y de la comunidad participan sus hijos?

- \_\_\_ a. "scouts" para muchachos/muchachas
- \_\_\_ b. clubes escolares
- \_\_\_ c. deportes
- \_\_\_ d. grupos religiosos para jovenes
- \_\_\_ e. competencias de ciencias
- \_\_\_ f. programas de musica y arte
- \_\_\_ g. programas dramaticales
- \_\_\_ h. gobierno escolar
- \_\_\_ i. otros (favor de indicar) \_\_\_\_\_

ED10. Con que frecuencia se reune usted con los maestros de sus ninos o participa en actividades escolares? \_\_\_\_\_

\_\_\_#/dia, \_\_\_#/semana, \_\_\_#/mes

ED11. Que clases de contacto ha tenido usted con la escuela de sus niños o con sus maestros durante este año escolar pasado?

- a. conferencias de padres y maestros
- b. noches donde los padres visitan la escuela/"casas abiertas"
- c. conferencias con maestros/directores para tratar asuntos de disciplina
- d. llamadas por telefono
- e. juntas de PTA o PTO (organizaciones de padres)
- f. visitas de maestro(a) a su hogar
- g. eventos deportivos
- h. eventos culturales
- i. otros (favor de indicar) \_\_\_\_\_

ED12. Cuales son los problemas mas serios que impiden a que sus hijos hagan mejor trabajo en la escuela?

\_\_\_\_\_  
\_\_\_\_\_

ED13. Cuantos de sus niños asistieron "pre-school"? \_\_\_\_\_

ED14. Cuantos de sus hijos asisten "un colegio o universidad"? \_\_\_\_\_

ED9. Ha participado usted en clases que enseñan a leer? \_\_\_\_\_

N

S

Valores/Individualidad/Centro de Control

Favor de indicarme si usted esta muy de acuerdo, de acuerdo, neutro, en contra o muy en contra de las siguientes. <hand respondent card> Que numero en su tarjeta mejor demuestra sus sentimientos de usted?

AA1. Hay muy poco que individuos pueden hacer para cambiar cosas en la vida.  
1)MDA      2)DA      3)N      4)EC      5)MEC

AA2. Las metas que uno se propone, justifican los medios que utiliza para llevarlos a cabo.  
1)MDA      2)DA      3)N      4)EC      5)MEC

AA3. Aun cuando usted se haya rodeado de gente, a veces se siente solo(a).  
1)MDA      2)DA      3)N      4)EC      5)MEC

AA4. Uno siempre puede hacer amigos si trata bien a los demas.  
1)MDA      2)DA      3)N      4)EC      5)MEC

AA5. Dios dirige su vida en ciertas maneras.  
1)MDA      2)DA      3)N      4)EC      5)MEC

AA6. Dios le cuida en su vida diaria.  
1)MDA      2)DA      3)N      4)EC      5)MEC

AA7. La suerte es una parte muy importante de su vida.  
1)MDA      2)DA      3)N      4)EC      5)MEC

AA8. La suerte no es una parte importante en su vida.  
1)MDA      2)DA      3)N      4)EC      5)MEC

AA9. El trabajar duro es la unica manera de salir adelante en la vida.  
1)MDA      2)DA      3)N      4)EC      5)MEC

AA10. No hay medios moralmente buenos o malos, solo medios faciles o batallosos. 1)MDA 2)DA 3)N 4)EC 5)MEC

AA11. La mayoría de aquellos que tienen poder tratan de aventajarse de la gente como los que viven aqui.

1)MDA 2)DA 3)N 4)EC 5)MEC

TB1. Antes de terminar, seria usted tan amable de decirnos como es un dia normal para usted. Favor de contarme de su dia ayer. <use Friday ("viernes") if it is a weekend interview>. Favor de comenzar cuando usted se levanto de mañana y de decirnos de cada actividad que duro treinta minutos o mas. Como a que horas se levanto?

Cual fue su siguiente actividad? <repeat until R's activity involves going to bed; probe all gaps lasting longer than 30 minutes, use additional paper if necessary>

a se levanto \_\_\_\_\_ a las \_\_\_\_\_ de la mañana  
b \_\_\_\_\_ que empezo a las? \_\_\_\_\_ y termino a las? \_\_\_\_\_  
c \_\_\_\_\_ que empezo a las? \_\_\_\_\_ y termino a las? \_\_\_\_\_  
d \_\_\_\_\_ que empezo a las? \_\_\_\_\_ y termino a las? \_\_\_\_\_  
e \_\_\_\_\_ que empezo a las? \_\_\_\_\_ y termino a las? \_\_\_\_\_  
f \_\_\_\_\_ que empezo a las? \_\_\_\_\_ y termino a las? \_\_\_\_\_  
g \_\_\_\_\_ que empezo a las? \_\_\_\_\_ y termino a las? \_\_\_\_\_  
h \_\_\_\_\_ que empezo a las? \_\_\_\_\_ y termino a las? \_\_\_\_\_  
i \_\_\_\_\_ que empezo a las? \_\_\_\_\_ y termino a las? \_\_\_\_\_  
j \_\_\_\_\_ que empezo a las? \_\_\_\_\_ y termino a las? \_\_\_\_\_  
k \_\_\_\_\_ que empezo a las? \_\_\_\_\_ y termino a las? \_\_\_\_\_  
l se acosto a las \_\_\_\_\_ de la noche

TB2. Cual de las actividades que usted acaba de dar es mas importante?

TB3. Cual de las actividades es de mas gozo para usted? \_\_\_\_\_  
\_\_\_\_\_

Datos Demograficos

D1. <Observation ONLY> Ethnicity? Hispanic Anglo Black Other

D2. Cual es su estado civil?

casado(a) soltero(a) divorciado(a)/separado(a) viudo(a) otro

D3. Cuantas personas viven en este domicilio? \_\_\_\_\_

D4. Cuantos adultos de dieciceis años o mas viven en este domicilio? \_\_\_\_\_

D5. Cuantos de los que viven aqui nacieron en Los Estados Unidos? \_\_\_\_\_

D6. Cuantos de los que viven aqui nacieron en Mexico? \_\_\_\_\_

**D7. Cual es la ocupacion del proveedor(a) principal del domicilio?**

<Indicate primary(1) secondary(2) and additional occupations(3-10) by numbers>

- |   |  |
|---|--|
| <input type="checkbox"/> trabajador en agricultura localmente | <input type="checkbox"/> ama de casa   |
| <input type="checkbox"/> trabajador en agricultura migrante   | <input type="checkbox"/> conserje/sirviente                                      |
| <input type="checkbox"/> agricultor                           | <input type="checkbox"/> mecanico  |
| <input type="checkbox"/> obrero en construccion               | <input type="checkbox"/> policia/bombero/siervo civil                            |
| <input type="checkbox"/> construccion-carpintero              | <input type="checkbox"/> profesional (medico, abogado, maestro, ingeniero, etc.) |
| <input type="checkbox"/> construccion-electricista            | <input type="checkbox"/> venta-menudeo   |
| <input type="checkbox"/> construccion-pintor                  | <input type="checkbox"/> servicios (taxista, botones, camarero(a), chofer)       |
| <input type="checkbox"/> construccion-plomero                 | <input type="checkbox"/> chofer de camiones de carga                             |
| <input type="checkbox"/> cuida ninos                          | <input type="checkbox"/> otros empleos (favor de indicar)                        |
| <input type="checkbox"/> trabajador en la muelle              |  |
| <input type="checkbox"/> obrero en una fabrica                |  |

Aqui hay unas tarjetas que demuestran diferentes carreras.

<hand R occupation cards enter number form below>

D8. Que carrera espera usted poder hacer en el futuro? \_\_\_\_\_

D9. Que carrera espera poder hacer su esposo(a)? \_\_\_\_\_

D10. Que carrera quisiera usted que sus hijos hagan? \_\_\_\_\_

- profesional (medico, abogado, maestro, ingeniero)
- otras carreras profesionales (secretaria, ventas, computadoras, etc.)
- siervo civil (policia, bombero, cartero, gobierno)
- artesano (plomero, carpintero, electricista, mecanico)
- obrero especializado (chofer, taxista, camionero, operador)
- trabajador (obrero, construccion, conserje, sirviente)
- ama de casa

D11. Cuantos anos de escuela ha completado usted? \_\_\_\_\_

D12. Cuantos anos de escuela ha completado su esposo(a)? \_\_\_\_\_

<Prompt with categories below if required, enter number form below>

- |                       |               |
|-----------------------|---------------|
| primaria              | 0 1 2 3 4 5 6 |
| secundaria            | 7 8 9         |
| preparatoria          | 10 11 12      |
| universidad           | 13 14 15 16   |
| pos-gruaduoado        | 17            |
| vocacional/tecnico    | 18            |
| equivalente a diploma | 19            |

D13. Cual es su ingreso mensual? \$ \_\_\_\_\_

D14. Envia una parte de este dinero a su familia que no vive con usted? If no record zero, else ask cuanto dinero? \$ \_\_\_\_\_

D15. Que es su edad? <record on cover sheet by name> \_\_\_\_\_

EMPL Desde hoy, tiene un tipo de empleo el proveedor principal del hogar  
 0 No                      1 Si                      2 Jubilado (retirado)                      3. Incapacitado

PHONE Tiene usted un telefono? 0 No 1 Si  
If they say yes, Nos podria dar el numero de su telefono en caso que  
necesitemos verificar esta informacion  
(915)\_\_\_\_\_ - \_\_\_\_\_

TV If you are unable to see a TV during the interview,  
Tiene usted un televisor?  
0 No 1 Si

If they say yes,  
Va a rentar cablevision cuando se instale en la colonia?  
0 No 1 Si

Muchisimas gracias por su cooperacion!!!!

RSEX Without asking, please record gender of respondent  
0 Male 1 Female

HHTYPE Note without asking the type of housing unit.  
1) Frame house 2) Brick house 3) House trailer 4) RV/Trailer



